

2022 SCHEDULE & RESULTS

OVERALL: 32-15 | **CAA:** 18-3
HOME: 23-5 | **AWAY:** 8-10 | **NEUTRAL:** 1-0

FEBRUARY

F 18	WAGNER	W, 20-5
F 19	WAGNER	W, 3-1
F 20	WAGNER	W, 7-5
F 22	at Clemson	L, 1-2
F 26	SIENA (DH)	W, 7-5; W, 3-2
F 27	SIENA	W, 10-0 (7)

MARCH

M 1	at Presbyterian	W, 7-3
M 4	at High Point	L, 0-5
M 5	at High Point	L, 0-6
M 6	at High Point	L, 4-5
M 8	PENN	L, 6-7
M 9	PENN	L, 1-7
M 12	UMASS LOWELL	W, 11-8
M 12	UMASS LOWELL	L, 5-15
M 13	UMASS LOWELL	W, 9-1
M 15	#2 TEXAS	W, 8-4
M 18	EAST CAROLINA	L, 5-8
M 19	EAST CAROLINA	W, 4-3
M 20	EAST CAROLINA	W, 10-3
M 22	at Georgia Southern	L, 1-4
M 25	NORTHEASTERN *	W, 7-3
M 26	NORTHEASTERN *	W, 14-9
M 27	NORTHEASTERN *	W, 7-1
M 29	at Charlotte	L, 0-9

APRIL

A 1	at Hofstra *	L, 6-8
A 2	at Hofstra *	W, 4-0
A 2	at Hofstra *	L, 6-7
A 5	PRESBYTERIAN	PPD
A 6	at Coastal Carolina	SSPD
A 8	JAMES MADISON *	W, 6-3
A 9	JAMES MADISON *	W, 10-9
A 10	JAMES MADISON *	W, 7-6
A 12	at The Citadel	L, 6-8
A 15	WILLIAM & MARY *	W, 7-2
A 16	WILLIAM & MARY *	W, 4-3
A 17	WILLIAM & MARY *	W, 7-5
A 19	at USC Upstate	W, 8-7 (10)
A 22	at Elon *	W, 11-2
A 23	at Elon *	W, 3-0
A 24	at Elon *	W, 8-3
A 26	COASTAL CAROLINA	L, 7-17
A 29	DELAWARE *	W, 13-2
A 30	DELAWARE *	W, 6-5

MAY

M 1	DELAWARE *	W, 9-0
M 6	at UNCW *	L, 3-4
M 7	at UNCW *	W, 10-3
M 8	at UNCW *	W, 7-2
M 10	Clemson #	W, 7-5
M 13	CHARLESTON SOUTHERN	6:00 PM
M 14	at Charleston Southern	4:00 pm
M 15	CHARLESTON SOUTHERN	1:00 pm
M 17	THE CITADEL	6:00 PM
M 19	at Towson *	3:00 pm
M 20	at Towson *	1:00 pm
M 21	at Towson *	1:00 pm
M 25-28	CAA Championship &	

JUNE

J 3-6	NCAA Regionals
J 10-13	NCAA Super Regionals
J 17-27	College World Series ^

* Colonial Athletic Association game
Segra Park, Columbia, S.C.
& Elon, N.C.
^ TD Ameritrade Park, Omaha, Neb.
All Times Listed in Eastern Time Zone

NON-CONFERENCE SERIES VS. CHARLESTON SOUTHERN /// MAY 13-15, 2022

Friday & Sunday: Patriots Point in Mt. Pleasant, S.C. /// **Live Stats:** CofCStats.com /// **Video:** FloBaseball.TV
Saturday: Nielsen Field in North Charleston, S.C. /// **Live Stats:** CSUsports.com /// **Video:** ESPN+



32-15
18-3 CAA

VS



18-26
10-11 Big South

COLLEGE OF CHARLESTON COUGARS

Head Coach: Chad Holbrook (North Carolina, 1994)
Career Record: 343-188 (10th Season)
Record at CofC: 143-82 (Fifth Season)

CHARLESTON SOUTHERN BUCCANEERS

Head Coach: Marc MacMillan (Ole Miss, 1996)
Career Record: 36-52 (Second season)
Record at CSU: Same

All-Time Series: CofC leads 57-17 /// **Last Meeting:** CofC 9, CSU 2 (May 7, 2019 in Charleston, S.C.) /// **Streak:** CofC 2

Date	Time (EST)	CofC Starter	Charleston Southern Starter
Friday, May 13	6:00 PM	RHP Ty Good (8-4, 3.59)	vs. RHP Daniel Padyak (1-3, 5.51)
Saturday, May 14	4:00 PM	RHP Trey Pooser (4-1, 3.04)	vs. LHP Ryan Gleason (1-0, 10.12)
Sunday, May 15	1:00 PM	TBA	vs. TBA

LEADING OFF

- The Cougars have been rolling over the last six weeks having won 16 of their last 18 overall including 14 of the last 15 in CAA play to secure the program's second CAA regular season title last Sunday.
- Freshman outfielder Tyler Sorrentino paced the Cougars with a trio of two-hit games in the series win at UNCW to earn his second CAA Rookie of the Week honors of the season.
- The quartet of Trotter Harlan, Sam Cochrane, JT Marr and Tyler Sorrentino have been absolutely lethal to this point in conference play combining for more than 57 percent of the Cougars' RBI in league play this season.
- Charleston's pitching staff has been dominant over the last three weekends combining for a 1.69 ERA in a trio of series wins - including two sweeps - against Elon, Delaware and UNCW to climb to 16th in the nation in team ERA (3.77).
- Sophomore William Privette has been lights out this season out of the bullpen currently ranking second in the nation in ERA (0.72), sixth in hits allowed per nine innings (5.26), sixth in saves (11) and 13th in WHIP (0.89).

CHARLESTON POSSIBLE LINEUP (BASED ON LAST GAME)

Pos.	No.	Player	B/T	AVG	AB	R	H	2B	3B	HR	RBI	BB	SO	SLG	OBP
C	18	Jared Kirven	R/R	.267	45	9	12	3	0	1	7	2	9	.400	.320
1B	4	JT Marr	L/R	.330	188	32	62	9	3	6	38	11	31	.505	.368
2B	5	Joseph Mershon	B/R	.282	131	38	37	3	1	3	17	28	24	.389	.439
3B	1	Trotter Harlan	R/R	.296	162	30	48	13	0	5	38	34	37	.469	.416
SS	9	Cam Dean	R/R	.303	155	29	47	10	1	1	25	14	32	.400	.373
LF	14	Landon Choboy	R/R	.310	84	13	26	4	0	2	14	10	14	.429	.375
CF	5	Tyler Sorrentino	L/R	.299	177	36	53	7	4	0	26	26	39	.384	.396
RF	6	Sam Cochrane	L/R	.296	142	32	42	9	4	1	28	19	21	.437	.380
DH	2	Luke Wood	R/R	.274	117	20	32	3	0	5	19	12	27	.427	.356

Pitching Probables

		ERA	W-L	G	GS	CG	SV	IP	H	R	ER	BB	SO	AVG
Fri	RHP Ty Good	3.59	8-4	14	12	0	0	67.2	50	35	27	26	69	.207
Sat	RHP Trey Pooser	3.04	4-1	15	8	0	0	47.1	50	24	16	20	39	.263
Sun	RHP Emmett Bice	1.85	3-0	9	2	0	0	24.1	20	10	5	12	24	.206



QUICK FACTS

GENERAL INFORMATION

Location.....	Charleston, S.C.
Founded	1770
Nickname	Cougars
President	Andrew T. Hsu
Athletics Director.....	Matt Roberts
School Colors.....	Maroon and White
Enrollment.....	11,000
Affiliation	NCAA Division I
Conference	Colonial Athletic Association

STADIUM INFORMATION

Home Field	Patriots Point
Capacity.....	1,400
Address.....	Patriots Point RdMt. Pleasant, S.C. 29464
Opened.....	2001
Dimensions.....	(L-R) 300, 375, 400, 375, 330
Home Record.....	666-306-3 (.685)

PROGRAM HISTORY

First Season in Division I.....	1991
All-Time Record	1031-693-4 (.598)
NCAA Appearances (Last)	Seven (2015)
NCAA Super Regionals.....	Two (2006, 14)
NCAA College World Series	None
NCAA Tournament Record.....	14-14
Conference Championships (Last)	Seven (2015)
Conference Tournament Titles	Two (2006, 2014)

BASEBALL STAFF

Head Coach	Chad Holbrook (North Carolina, 1994)
Overall Record	343-188 (10th)
CofC Record	143-82 (Fifth)
Assoc. Head Coach/Recruiting.....	Kevin Nichols
Assistant Coach/Pitching.....	Will Dorton
Volunteer Assistant Coach.....	Dan Wondrack
Director of Operations	Sam Gjormand
Athletic Trainer	Daniel Gonzalez

2021 REVIEW

Overall Record	27-25
CAA Record.....	12-12
Home Record	15-13
Road Record	9-10
Neutral Record	3-2
Postseason.....	CAA Semifinals
Starting Pitchers Returning/Lost	4/1
Pitchers Returning/Lost	12-5
Starting Position Players Returning/Lost	6-3
Position Players Returning/Lost	14-4
Lettermen Returning/Lost.....	26/9
Newcomers	13

ATHLETICS COMMUNICATIONS

Baseball Contact.....	Whitney Noble
Office Phone	843-953-3683
Cell Phone	813-957-7546
Email.....	noblew@cofc.edu
Web	www.CofCSports.com
Twitter	@CofCBaseball
Instagram	@CofC_Baseball

THE MATCHUP

COFC	Hitting	CSU
.281	Batting Average	.274
.428	Slugging Percentage	.417
.368	On-Base Percentage	.387
308	Runs Scored	295
445	Hits	385
83	Doubles	80
14	Triples	2
40	Home Runs	39
332	Strikeouts	290
197	Walks	200
79-106	Stolen Bases-Attempts	50-70

COFC	Pitching	CSU
3.79	ERA	6.85
412.2	Innings Pitched	370.1
397	Strikeouts	372
167	Walks	211
.241	Opponent Batting Average	.301

COFC	Fielding	CSU
.965	Fielding Percentage	.950
60	Errors	77
26	Double Plays	23

CLASS OF THE CAA: Charleston has put together a dominant performance in conference play so far this season, clinching its second CAA regular season championship in program history over the weekend. The Cougars are the first Division I school in a single-division conference to clinch the regular season title this season and have won the second-most CAA games (18) in school history.

TAKING HIS CHANCES: Jared Kirven has made the most of his opportunities of late posting a multi-hit game in each of his last four starts. He has collected nine hits in 15 at-bats over that span while driving in seven runs. Kirven plated a career-high four runs in Tuesday's win over Clemson.

NEXT MAN UP: Trey Pooser and Emmett Bice have stepped up in a big way over the last two weekends combining to allow only two earned runs on 16 hits in 21.2 innings of work filling in as the Cougars' Saturday and Sunday starters. Bice spun 7.1 shutout innings in his first career start against Delaware to earn CAA Co-Pitcher of the Week accolades while Pooser tossed six shutout innings this past Saturday at UNCW.

SHUTTING 'EM DOWN: The Cougars' pitching staff has been outstanding over the last three weekends combining for a 1.69 ERA, 72 strikeouts and a .178 opponent's batting average in three series wins - including two sweeps - against Elon, Delaware and UNCW. They held Elon to four earned runs on 17 hits in a series sweep in North Carolina before limiting Delaware's potent lineup to five earned runs on 16 hits.

RIVALRY ROAD: Charleston sealed the program's second CAA regular season title in style over the weekend picking up the school's first-ever series win at UNCW with dominating victories on Saturday and Sunday. The Cougars held UNCW to six earned runs on 18 hits while combining for a .340 batting average as a team. Tyler Sorrentino collected a team-high six hits to pace a group of four players with at least five base knocks in the series.

SETTING THE TONE: Charleston has enjoyed great success in the opening frame this season combining for a .321 batting average while outscoring its opponents, 46-8, in the first inning. The Cougars are 17-4 when plating at least one run in the opening frame.

ROOKIE RAKING: Freshman Tyler Sorrentino has been outstanding this season but has played particularly well in conference play. He enters the week ranked second in the CAA with a .360 batting average against league opponents and has posted six straight two-hit games. The West Essex, N.J. native paced the Cougars with six hits and four runs scored this past weekend to earn his second CAA Rookie of the Week accolades of the season.

COMING UP GOOD: Friday night starter Ty Good has set the tone for the Cougars over the last five weekends compiling a 4-1 record with a 2.30 ERA during that stretch. The Rock Hill, S.C. native has allowed eight earned runs on just 19 hits across more than 31 innings of work in that span. He struck out a career-high 11 batters in 7.1 innings of work at Elon on April 22 to earn his first career CAA Pitcher of the Week honors.

TWO-OUT DAMAGE: The Cougars have been ruthless with two outs on the scoreboard this season accounting for more than a third (34.7%) of their total run output with two down. Charleston has totaled 107 runs with two outs this season scoring at least two runs with two down in 25 of 47 games thus far.

BULLPEN KINGS: William Privette and Reed Parris have been superb out of the 'pen thus far combining for a 8-0 record, 11 saves, a 1.37 ERA and a .179 batting average against in 85.2 innings pitched. Privette has been nothing short of spectacular ranking second nationally with a 0.72 ERA in 49.2 innings of work while Reed Parris sports a WHIP of 0.97 in 36 frames.

SLAMMING THE DOOR: The Cougars have been virtually impossible to take down in the later innings this season carrying a perfect 28-0 record when leading after six innings. Charleston has outscored their opponents by a 147-90 margin in the sixth inning or later this spring.

DEFENDING THE RAMPARTS: The Cougars have played their best baseball in the friendly confines of Patriots Point this season entering the weekend with the best record (23-5) through the first 28 home games in program history. The 2022 campaign marks the 22nd season with at least 20 home victories in school history.



CHARLESTON'S RECORD WHEN...

SNAPSHOT

Overall	32-15
Conference	18-3
Home	23-5
Away	8-10
Neutral	1-0
Against Top-25	1-1
Day Games	25-11
Night Games	7-4
vs. Left-Handed Starter	5-4
vs. Right-Handed Starter	27-11
One-Run Games	7-5
Two-Run Games	4-2
Five-Plus Run Games	14-6
Extra Innings	1-0
Shutouts	4-3

BY SCORING

Scoring 0-2 Runs	0-6
Scoring 3-5 Runs	6-4
Scoring 6-9 Runs	16-5
Scoring 10+ Runs	10-0
Allowing 0-2 Runs	12-1
Allowing 3-5 Runs	15-4
Allowing 6-9 Runs	5-8
Allowing 10+ Runs	0-2
Scored in 1st Inning	17-4
Opponent Scores in 1st	4-3
Scoring First	24-7
Opponent Scores First	8-8
Leading After Six	28-0
Trailing After Six	3-14
Tied After Six	1-1
Leading After Seven	26-0
Trailing After Seven	3-12
Tied After Seven	2-3
Leading After Eight	27-1
Trailing After Eight	3-12
Tied After Eight	1-2

BY STATISTICS

Hit Zero Home Runs	13-9
Hit One Home Run	11-3
Hit Two-Plus Home Runs	8-3
Opponent Hit Zero Home Runs	19-10
Opponent Hit One Home Run	10-3
Opponent Hit 2+ Home Runs	3-2
Made Zero Errors	9-3
Made One Error	15-3
Made Two-Plus Errors	8-9
Opponent Made Zero Errors	10-8
Opponent Made One Error	2-5
Opponent Made 2+ Errors	20-2
Out-Hit Opponent	23-1
Out-Hit By Opponent	4-11
Hits are Tied	5-3

BY MONTH

In February	6-1
In March	9-9
In April	13-4
In May	4-1
In June	0-0

BY DAY OF THE WEEK

Monday	0-0
Tuesday	4-6
Wednesday	0-1
Thursday	0-0
Friday	6-4
Saturday	12-3
Sunday	10-1

THE HOLBROOK FILE



Fifth season at CofC

Overall Record: 343-188 (10th Season)

CofC Record: 143-82 (Fifth Season)

- Only active head coach to have been to eight NCAA Super Regionals, made six College World Series and five national championship appearances, and won two national championships.
- Has mentored more than 100 players selected in the MLB First-Year Player Draft
- 2011 Baseball America/ABCA National Assistant Coach of the Year

- Overall record of 343-188 (.646) in 10 years
- CofC record of 143-82 (.636) in four seasons
- CAA record of 61-31 (.663) in three seasons
- Guided CofC to a third-place finish at the 2021 CAA Championship
- Led the Cougars to a fifth-place finish at the 2018 CAA Championship
- CofC ranked No. 68 in NCAA RPI in 2018
- Spent five seasons as the head coach at South Carolina
- Guided the Gamecocks to three NCAA Regional appearances and two Super Regional berths
- Only active head coach to have been to eight NCAA Super Regionals, made six College World Series and five national championship appearances, and won two national championships.
- Has mentored more than 100 players selected in the MLB Draft
- Mentored the 2018 CAA Defensive Player of the Year
- Coached seven All-CAA First Team selections
- Served as the associate head coach and recruiting coordinator at South Carolina for four seasons
- 2011 Baseball America/ABCA National Assistant Coach of the Year
- Coached 13 All-Americans at South Carolina
- Coached 2016 NCBWA National Freshman Pitcher of the Year
- Coached 2011 CollegeBaseballInsider.com Player of the Year
- Coached 10 Freshman All-Americans
- Coached seven All-SEC First Team selections
- Spent 15 seasons on the coaching staff at North Carolina
- Coached 19 All-Americans at North Carolina
- Coached four ACC Freshmen of the Year and one ACC Player of the Year
- Mentored 23 All-ACC First Team selections
- Played baseball at North Carolina (1990-93)
- 1993 All-ACC Second Team selection
- 1993 NCAA Central I Regional All-Tournament team
- Ranks second all-time at UNC in stolen bases (98) and third in triples (14)
- Married to Jennifer (Hilliard)
- Has two sons, Reece (19) and Cooper (17)

HOLBROOK YEAR-BY-YEAR

Year	Team	Record	Pct.	Conf.	Record	Finish	Postseason
2022	Charleston	32-15	.681	CAA	18-3	1st	
2021	Charleston	27-25	.519	CAA	12-12	3rd S	
2020	Charleston	12-2	.857	CAA	0-0	N/A	
2019	Charleston	36-19	.655	CAA	16-8	2nd	
2018	Charleston	36-19	.655	CAA	15-8	3rd	
2017	South Carolina	35-25	.583	SEC	13-17	2nd E	
2016	South Carolina	46-18	.719	SEC	20-9	1st E	NCAA Super Regional
2015	South Carolina	32-25	.561	SEC	13-17	5th E	
2014	South Carolina	44-18	.710	SEC	18-12	2nd E	NCAA Regional
2013	South Carolina	43-20	.683	SEC	17-12	2nd E	NCAA Super Regional
Total	10 years	343-188	.646		142-98	.592	3 years (10-7 - .588)



2022 COLLEGE OF CHARLESTON BASEBALL ROSTER

NO.	NAME	POS.	HT.	WT.	YR.	B/T	HOMETOWN/PREVIOUS SCHOOL
1	Trotter Harlan	INF	5-11	175	Jr.	R/R	Fountain Inn, S.C./Hillcrest HS
2	Luke Wood	INF	6-0	190	Jr.	R/R	Fletcher, N.C./Florence-Darlington Tech
3	Joseph Mershon	INF	5-11	170	Jr.	S/R	Taylors, S.C./Eastside HS
4	JT Marr	C/1B	6-1	195	Jr.	L/R	Fort Mill, S.C./Florence-Darlington Tech
5	Tyler Sorrentino	OF	5-10	165	Fr.	L/R	West Essex, N.J./West Essex HS
6	Sam Cochrane	OF	6-0	185	Gr.	L/R	Ocala, Fla./Eckerd College
9	Cam Dean	INF	6-3	195	Sr.	R/R	Surfside Beach, S.C./Florence-Darlington Tech
10	Tanner McCallister	1B/OF	6-2	195	Sr.	R/R	Roebuck, S.C./Dorman HS
11	Cole Mathis	RHP/INF	6-1	195	Fr.	R/R	Cataula, Ga./Harris County HS
12	Caswell Smith	RHP	6-3	210	Jr.	R/R	Ball Ground, Ga./Pickens HS
13	Donald Hansis	OF	6-2	205	Sr.	L/R	Myrtle Beach, S.C./Spartanburg Methodist
14	Landon Choboy	C/OF	6-1	210	Sr.	R/R	Raleigh, N.C./Leesville Road HS
15	Noah Carter	C/OF	6-0	190	Fr.	L/R	Hamer, S.C./Lake View HS
16	Preston Hall	1B	6-1	205	RFr.	L/R	Gastonia, N.C./Myers Park HS
17	Isaiah Rainge	OF	5-10	190	Fr.	R/R	Grovetown, Ga./Grovetown HS
18	Jared Kirven	C	5-10	180	Sr.	R/R	Lexington, S.C./Lexington HS
19	William Privette	RHP	6-6	205	So.	R/R	Chapin, S.C./Chapin HS
21	Luke Vaks	RHP	6-1	190	So.	R/R	Mays Landing, N.J./Old Dominion University
23	Brooks Lucas	RHP	6-0	185	Sr.	R/R	Greenville, S.C./Greenville HS
24	Ty Good	RHP	6-2	180	Jr.	R/R	Rock Hill, S.C./South Pointe HS
25	Ryan Smith	RHP	6-0	210	Sr.	R/R	Hazard, N.Y./Florence-Darlington Tech
26	Jaxon Weatherford	1B	6-4	210	Jr.	L/L	Charleston, S.C./James Island Charter School
27	Zach Williams	LHP	6-1	190	Gr.	L/L	Marietta, Ga./Sprayberry HS
28	Connor Campbell	LHP	6-0	190	Sr.	L/L	Mason Neck, Va./Florence-Darlington Tech
30	McLendon Sears	UTIL	5-11	175	Gr.	R/R	Sumter, S.C./Wilson Hall School
31	Brandon Miller	RHP	6-0	195	Gr.	R/R	Easton, Pa./St. John's University
32	Daniel Brooks	RHP	6-7	245	Fr.	R/R	Mt. Pleasant, S.C./Bishop England HS
33	Trey Pooser	RHP	6-4	185	Jr.	R/R	Hanahan, S.C./Hanahan HS
34	Tanner Steffy	C	6-1	215	Sr.	R/R	Chapin, S.C./Chapin HS
35	Guillermo Granier	RHP	6-1	170	Jr.	R/R	Atlanta, Ga./Holy Innocents Episcopal School
36	Michael Schultz	RHP	6-2	195	So.	R/R	Vienna, Va./James Madison HS
38	Emmett Bice	RHP	6-6	200	Jr.	R/R	Claymont, Del./Archmere Academy
40	Reed Parris	RHP	6-3	185	Gr.	R/R	Kinston, N.C./University of Mount Olive
43	Will Baumhofer	INF	5-10	185	Jr.	R/R	Greenville, S.C./Greenville HS
44	Ben Wetenhall	INF	6-0	175	Sr.	R/R	Simpsonville, S.C./Chris Church Episcopal HS
45	Tyler Overholt	LHP	6-3	205	Fr.	L/L	Abbeville, S.C./Abbeville HS
46	Patrick Sanchez	INF	6-0	190	Fr.	R/R	Merrick, N.Y./Calhoun HS

Head Coach: #39 Chad Holbrook, Fifth Season (North Carolina, 1994)

Associate Head Coach/Recruiting: #8 Kevin Nichols, Fifth Season (Alabama, 1996)

Assistant Coach/Pitching: #20 Will Dorton, Fifth Season (CofC, 2015)

Volunteer Assistant Coach: #37 Danny Wondrack, Second Season (CofC, 2019)

Director of Operations: Samantha Gjormand (James Madison, 2021)

Athletic Trainer: Daniel Gonzalez (University of Central Florida, 2017)

PRONUNCIATION GUIDE

Landon Choboy
Guillermo Granier
Jared Kirven

CHOH-boy
Gron-YERR
KERR-vin

Trey Pooser
William Privette
Ben Wetenhall

POOH-zurr
Priv-itt
WET-in-HALL



A CHARLESTON PLAYER...

Led off game with a homer: Dupree Hart, at South Carolina, May 9, 2018
 Hit grand slam:JT Marr, vs. Texas, March 15, 2022 (1st)
 Hit two home runs: JT Marr, vs. William & Mary, April 16, 2022
 Hit three home runs: Daniel Aldrich, at W. Carolina, April 27, 2012
 Hit home run in consecutive games:Donald Hansis, April 1-2, 2022
 Hit home run in three straight games: Logan McRae, Feb. 18-22, 2017
 Hit home run in four straight games:.....Bradley Jones, Feb. 27-March 2, 2016
 Hit home run in five or more straight games: Jamie Tice, May 13-21, 2008
 Hit two home runs in one inningEreven Roper, vs. Mercer, March 13, 2016 (4th)
 Hit for Cycle: Ben Lasater, at Wofford, April 1, 2007
 Had a walk-off hit:.....Cam Dean, vs. James Madison, April 10, 2022
 Had a walk-off home run:Logan McRae, vs. Hofstra, March 30, 2019
 Reached in six or more straight PA:..... Trotter Harlan, March 22-26, 2022
 Scored five or more runs in a game:.....Tommy Richter, vs. Delaware, March 26, 2016
 Had five consecutive hits:.....Joey Mundy, May 11-12, 2019
 Had six + consecutive hits:.....Tommy Richter, vs. Delaware, March 26, 2016
 Had four hits in a game:Landon Choboy/Tanner McCallister, vs Delaware, April 29, 2022
 Had five hits in a game: Tommy Richter, at North Florida, April 5, 2017
 Had six or more hits in a game: Matt Leeds, at Wofford, April 30, 2011
 Had five RBIs in a game:Ari Sechopoulos, vs. James Madison, April 16, 2021
 Had six or more RBI in a game:.....Ari Sechopoulos, vs. James Madison, April 16, 2021
 Hit three or more doubles in a game..... Joey Mundy, vs. ECU, March 8, 2017
 Hit two or more triples in a game:.....Trotter Harlan, vs. VCU, March 10, 2020
 Stole three bases in a game:Dupree Hart, at James Madison, April 6, 2019
 Stole four bases in a game: Clay McCord, vs. Towson, Feb. 27, 2007
 Stole five bases in a game: Billy Colome, vs. Appalachian State, 1999
 Stole home:Ari Sechopoulos, vs. Elon, May 20, 2021 (Delayed Steal)
 Walked three times in a game:Joseph Mershon, vs James Madison, April 10, 2022
 Walked four or more times in a game: Joseph Mershon, at James Madison, April 3, 2021
 Had a scoreless streak of at least 10 innings:.....William Privette, 2022 (11.1)
 Had a scoreless streak of at least 15 innings:.....Griffin McLarty, 2019 (17.2)
 Had a scoreless streak of at least 20 innings:.....Nathan Ocker, 2018 (22.2)
 Had a scoreless streak of more than 20 innings:Nathan Ocker, 2018 (22.2)
 Threw a nine-inning no-hitter:..Zach Piccola/Brett Harker, at W. Carolina, March 14, 2004
 Threw a nine-inning one-hitter:.....Evan Sisk/Justin Baker, at South Carolina, May 9, 2018
 Struck out four consecutive batters:Nathan Ocker, at Delaware, May 16, 2019
 Struck out five consecutive batters:Carter Love, vs. Kent State, March 11, 2017
 Struck out six or more consecutive batters: Carter Love (8), vs. Kent State, March 11, 2017
 Struck out 10 batters in a game: Ty Good, at Elon, April 22, 2022
 Struck out 11 batters in a game: Ty Good, at Elon, April 22, 2022
 Struck out 12 batters in a game:.....Evan Sisk, vs. James Madison, April 6, 2018
 Struck out 13 batters in a game:.....Evan Sisk, vs. James Madison, April 6, 2018
 Struck out 14 or more batters in a game:..... Taylor Clarke, vs. Radford, March 7, 2015 (18)
 Pitched a complete-game loss:Bailey Ober, vs. Northeastern, May 13, 2016
 Pitched a 9-inning complete game: ...Connor Campbell, vs. William & Mary, May 28, 2021
 Pitched a 9-inning shutout:Evan Sisk, at Kansas State, March 16, 2018
 Pitched a 9-inning shutout (road):Bailey Ober, at The Citadel, March 10, 2014
 Pitched two complete games in conference season:
 Pitched three or more CG in conference season:
 Pitched two shutouts in conference season:
 Pitched back-to-back complete games:
 Pitched back-to-back shutoutsNick Chigges, May 25 & June 3, 2007

A CHARLESTON TEAM...

Hit back-to-back home runs: Trotter Harlan & Luke Wood, vs. Wagner, Feb. 18, 2022 (6th)
 Hit three straight home runs: Luke Morgan, Logan McRae, Danny Wondrack, vs. LIU Brooklyn, Feb. 24, 2018
 Hit three HR in an inning: Ereven Roper (2), Morgan Phillips, March 13, 2016 (4th)
 Hit four or more home runs in an inning
 Hit three home runs in a game:at Hofstra, April 1, 2022
 Hit four home runs in a game: vs. Wagner, February 18, 2022
 Hit five home runs in a game:at Furman, March 21, 2018
 Hit six home runs in a game.....at William & Mary, May 1, 2015

Hit seven home runs in a game..... vs. Furman, March 28, 2009
 Homered in five consecutive games: March 12-20, 2022 (7)
 Homered in six consecutive games: March 12-20, 2022 (7)
 Homered in seven consecutive games: March 12-20, 2022 (7)
 Homered in eight consecutive games:April 3-17, 2021 (9)
 Homered in nine consecutive games:April 3-17, 2021 (9)
 Homered in 10 or more consecutive games: May 3-May 21, 2008 (11)
 Scored 15-19 runs in a game: vs. James Madison, April 17, 2021 (15)
 Scored 20-24 runs in a game:vs. Wagner, February 18, 2022 (20)
 Scored 25-29 runs in a game:at Charleston Southern, March 24, 2010 (28)
 Scored 30 or more runs in a game:..... vs. Quinnipiac, March 10, 2009 (30)
at Davidson, March 21, 2008 (31)
 Scored 7 runs in an inning:vs. Siena, February 26, 2022 (1st)
 Scored 8 runs in an inning:at William & Mary, May 7, 2021 (9th)
 Scored 9 runs in an inning:vs. USC Upstate, March 11, 2015 (6th)
 Scored 10 runs in an inning:at The Citadel, April 20, 2010 (3rd)
 Scored 12 runs in an inning: vs. Jacksonville, March 28, 2012 (1st)
 Scored 13 runs in an inning:.....vs. New York Tech, March 6, 2011 (4th)
 Scored 10 or more runs in a loss: at Elon, May 1, 2021 (11)
 Scored 20 or more runs in a road game: at North Florida, April 5, 2017 (20)
 Allowed 20 or more runs in a game: at #4 South Carolina, March 22, 2011 (24)
 Overcame a deficit of four runs in a win: at USC Upstate, April 19, 2021
 Overcame a deficit of five runs in a win: vs. Elon, May 21, 2021
 Overcame a deficit of six runs in a win: vs. The Citadel, May 14, 2019
 Overcame a deficit of seven runs in a win:
 Overcame a deficit of eight runs in a win:
 Overcame a deficit of nine runs in a win:
 Walked 10 or more times in a game: vs. Hofstra, March 30, 2019
 Had five consecutive hits: vs. Elon, May 28, 2021
 Had six consecutive hits: vs. Campbell, April 2, 2004
 Had seven or more consecutive hits:
 Had eight consecutive batters reach base safely:vs. Hofstra, May 23, 2018
 Had nine or more consecutive batters reach base safely:
 Had four or more consecutive extra-base hits:
 Had nine extra-base hits in a game:..... vs. Wagner, February 18, 2022
 Had 10 or more extra-base hits in a game: vs. Wagner, February 18, 2022
 Had all nine starters record multiple-hit games:
 Had all nine starters hit safely in a game: vs. Elon, May 22, 2021
 Had all nine starters reach safely in a game: vs. Texas, March 15, 2022
 Had all nine starters score a run in a game:vs. Towson, April 21, 2017
 Had 10 or more batters hit safely in a game: vs. Wagner, February 18, 2022
 Had 10 or more batters reach safely in a game: at UNCW, May 8, 2022
 Won a game when being out-hit five or more hits: North Carolina A&T, Feb. 20, 2021
 Won a game with fewer than four hits:..... North Carolina A&T, Feb. 20, 2021
 Stole seven or more bases in a game without being caught:at JMU, April 6, 2019
 Stole eight bases in a game:.....
 Stole nine or more bases in a game:
 Was shutout: at Charlotte, Mar. 29, 2022 (9-0)
 Was shutout at home: vs. Alabama, Mar. 5, 2021 (8-0)
 Was shutout in a CAA game:at Northeastern, April 19, 2019 (7-0)
 Was shutout at home in a CAA game: vs. William & Mary, May 17, 2014 (6-0)
 Was shutout in consecutive games:at High Point, Mar. 4-5, 2022 (5-0, 6-0)
 Shutout an opponent (7 innings):vs. Siena, February 26, 2022 (10-0)
 Shutout an opponent (9 innings): at Elon, April 23, 2022 (3-0)
 Shutout an opponent on the road (9 innings):at Elon, April 23, 2022 (3-0)
 Shutout two consecutive opponents: The Citadel/Wofford, 2005
 Turned a triple play: vs. UNCW, April 2, 2017 (4-3)
 Hit into a triple play:..... vs. LIU Brooklyn, Feb. 24, 2018 (11-4)



SINGLE-GAME RECORDS

INDIVIDUAL BATTING AND BASE RUNNING

At Bats	10	Nick Pappas vs. William & Mary, 2014
	10	Brandon Glazer vs. William & Mary, 2014
Runs	6	Joey Bergman vs. Quinnipiac, 2009
Hits	6	Oliver Marmol at Georgia Southern, 2007
	6	Matt Leeds at Wofford, 2011
Doubles	3	(15x) Last: Joey Mundy vs. East Carolina, 2017
Triples	2	(7x) Last: Trotter Harlan vs. VCU, 2020
Home Runs	3	(6x) Last: Daniel Aldrich at W. Carolina, 2012
Grand Slams	1	(52x) Last: Ari Sechopoulos vs. Elon, 2021
Total Bases	14	Matt Leeds vs. USC Upstate, 2010
RBI	9	Brandon Murray at Davidson, 2013
Walks	5	Brett Spivey vs. New York Tech, 2000
	5	Kris Conrad vs. Wofford, 2000
	5	Michael Kohn at Wofford, 2007
Stolen Bases	5	Billy Colome vs. Appalachian St., 1999
	5	Billy Colome at The Citadel, 1999
Strikeouts	4	Multiple Times
Hit By Pitch	4	Josh Edgeworth vs. Wofford, 2000
Sacrifice Hits	3	Ryan Welke vs. William & Mary, 2014
Sacrifice Flies	2	(16x) Last: Tanner Steffy at UNCW, 2021
Consecutive Hits	9	Monte Lee, 1997
Consecutive PA On Base	9	Monte Lee, 1997
Hit Streak	29	Billy Colome, 1999

INDIVIDUAL PITCHING

Innings	10	Eric Bauer vs. William & Mary, 2014
	10	Austin Alexander at Southeastern Louisiana, 1996
Longest Relief	10	Eric Bauer vs. William & Mary, 2014
Most Pitchers	9	at South Carolina, 1992
Earned Runs	12	Bruce Price at South Carolina, 1998
	12	Nick Chigges vs. Wofford, 2007
Runs	13	Jesse Simpson at Elon, 2009
Walks	11	Robbie Thomas at Stetson, 1992
	11	Robbie Thomas at FIU, 1992
Strikeouts	18	Taylor Clarke vs. Radford, 2015
Hits	15	Jesse Simpson at Elon, 2009
Hit Batters	4	(7x) Last: Taylor Clarke vs. Marist, 2014
Wild Pitches	6	Jason Gilfillan at Mercer, 1996

TEAM BATTING AND BASE RUNNING

At Bats	79	vs. William & Mary (23 inn.), 2014
Plate Appearances	88	vs. William & Mary (23 inn.), 2014
Runs	31	at Davidson, 2008
Winning Margin	23	Howard (3) at CofC (26), 2002
Win Margin/Shutout	20	CofC (20) at Appalachian St., 2004
Hits	30	vs. Quinnipiac, 2009
Consecutive Hits	6	vs. Campbell, 2004
Consecutive Reached	10	vs. Jacksonville, 2012
	10	vs. Boston College, 2000
Doubles	10	vs. Ball State, 2011
Triples	4	vs. Howard, 2002
Home Runs	9	vs. Furman, 2009
Total Bases	65	vs. Furman, 2009
Walks	15	vs. Howard, 2002
Stolen Bases	10	vs. UNC Asheville, 2000
	10	vs. Detroit, 2001
Sacrifice Hits	6	vs. Georgia Southern, 2004
Sacrifice Flies	6	vs. Quinnipiac, 2009

TEAM PITCHING

Runs	26	vs. UT San Antonio, 2008
Earned Runs	23	at Elon, 2009
Strikeouts	18, 3x	Last vs. Siena, 2022
Hit Batters	6	vs. New York Tech, 2000
Wild Pitches	8	at Western Carolina, 2010

TEAM FIELDING

Putouts	69	vs. William & Mary, 2014
Assists	26	vs. Notre Dame, 2006
Errors	7	vs. Newberry, 1991
	7	at Maryland, 2002
	7	vs. Towson, 2007
Double Plays	5	vs. Brown, 1998

MISCELLANEOUS

Longest Game, Innings	23	vs. William & Mary, 2014
Longest Game, Time (9 inn.)	5:10	at Florida, 2002
Longest Game, Time (Extra)	6:03	vs. William & Mary, 2014
Shortest Game, Innings	5	vs. Central Florida, 1994
	5	vs. UNC Asheville, 2002
Shortest Game, Time (7 inn.)	1:13	at Campbell, 1996
Shortest Game, Time (9 inn.)	1:48	at South Carolina, 2000
Longest Winning Streak	15	3/12/2004-4/9/2004
Longest Losing Streak	11	3/10/1995-3/26/1995
Consecutive Games	116	2/9/1997-2/20/1999
		w/o being shutout



2022 COLLEGE OF CHARLESTON OVERALL STATISTICS

Record: 32-15 Home: 23-5 Away: 8-10 Neutral: 1-0 CAA: 18-3

Player	avg	gp-gs	ab	r	h	2b	3b	hr	rbi	tb	slg%	bb	hp	so	gdp	ob%	sf	sh	sb-att	po	a	e	fld%	
4 Marr, JT	.330	47-47	188	32	62	9	3	6	38	95	.505	11	2	31	3	.368	3	0	12-12	329	27	2	.994	
9 Dean, Cam	.303	47-45	155	29	47	10	1	1	25	62	.400	14	5	32	2	.373	3	3	2-4	65	99	13	.927	
5 Sorrentino, Tyler	.299	47-46	177	36	53	7	4	0	26	68	.384	26	3	39	0	.396	1	3	13-15	114	4	2	.983	
1 Harlan, Trotter	.296	46-46	162	30	48	13	0	5	38	76	.469	34	2	37	1	.416	4	2	17-19	72	37	7	.940	
6 Cochrane, Sam	.296	42-42	142	32	42	9	4	1	28	62	.437	19	2	21	2	.380	3	5	8-14	89	2	3	.968	
3 Mershon, Joseph	.282	40-40	131	38	37	3	1	3	17	51	.389	28	10	24	1	.439	2	1	9-12	66	79	7	.954	

29 Lobeck, Matt	.333	3-0	3	0	1	1	0	0	1	2	.667	0	0	0	0	.333	0	1	0-0	1	0	0	1.000	
14 Choboy, Landon	.310	28-21	84	13	26	4	0	2	14	36	.429	10	0	14	2	.375	2	0	2-4	31	1	0	1.000	
26 Weatherford, Jaxon	.286	6-0	7	0	2	0	0	0	0	2	.286	0	0	3	0	.286	0	0	0-0	4	2	0	1.000	
2 Wood, Luke	.274	36-35	117	20	32	3	0	5	19	50	.427	12	3	27	1	.356	0	1	8-11	14	51	10	.867	
18 Kirven, Jared	.267	17-12	45	9	12	3	0	1	7	18	.400	2	2	9	1	.320	1	1	1-2	113	2	2	.983	
30 Sears, McLendon	.267	22-2	15	6	4	3	0	0	2	7	.467	2	0	5	0	.353	0	3	0-1	9	4	3	.813	
46 Sanchez, Patrick	.250	18-7	32	6	8	2	0	1	4	13	.406	6	1	13	1	.385	0	1	1-1	5	15	0	1.000	
43 Baumhofer, Will	.250	5-0	4	3	1	0	0	1	1	4	1.000	3	0	0	0	.571	0	0	0-0	0	0	1	.000	
10 McCallister, Tanner	.245	23-9	49	10	12	4	0	2	6	22	.449	4	1	18	1	.309	1	2	2-3	78	5	1	.988	
16 Hall, Preston	.234	36-33	111	17	26	4	0	6	20	48	.432	13	1	15	1	.317	1	0	0-1	211	6	2	.991	
11 Mathis, Cole	.214	6-3	14	1	3	1	0	1	4	7	.500	0	0	5	1	.214	0	0	0-0	4	8	0	1.000	
13 Hansis, Donald	.211	29-20	71	12	15	4	0	5	13	34	.479	7	0	23	0	.282	0	0	0-2	12	1	4	.765	
34 Steffy, Tanner	.211	19-13	57	6	12	3	1	0	10	17	.298	4	0	11	2	.250	3	0	1-2	0	0	0	.000	
7 Hopkins, Brody	.154	18-2	13	6	2	0	0	0	0	2	.154	1	0	4	0	.214	0	0	3-3	4	0	0	1.000	
41 Belser, Sajon	.000	5-0	2	1	0	0	0	0	0	0	.000	0	0	1	0	.000	0	0	0-0	0	0	0	.000	
44 Wetenhall, Ben	.000	2-0	2	1	0	0	0	0	0	0	.000	1	0	0	0	.333	0	0	0-0	0	1	0	1.000	
Totals	.281	47	1581	308	445	83	14	40	273	676	.428	197	32	332	19	.368	24	23	79-106	1238	395	60	.965	
Opponents	.241	47	1584	222	381	49	9	23	193	517	.326	167	47	397	16	.329	11	15	30-43	1202	423	73	.957	

LOB - Team (348), Opp (364). DPs turned - Team (26), Opp (27). CI - Team (0), Opp (1). IBB - Team (1), Marr, J. 1, Opp (5). Picked off - Sorrentino, T 1, Harlan, T. 1, Cochrane, S. 1, Sears, M. 1.

(All games Sorted by Earned run avg)

Player	era	w-l	app	gs	cg	sho	sv	ip	h	r	er	bb	so	2b	3b	hr	b/avg	wp	hp	bks	sfa	sha		
19 Privette, William	0.72	3-0	20	0	0	0/2	11	49.2	29	12	4	15	65	5	0	1	.160	0	2	0	0	2		
33 Pooser, Trey	3.04	4-1	15	8	0	0/1	0	47.1	50	24	16	20	39	5	1	4	.263	3	6	0	1	1		
28 Campbell, Connor	3.49	3-0	10	10	0	0/1	0	49.0	50	22	19	13	35	8	0	2	.267	3	0	0	2	3		
24 Good, Ty	3.59	8-4	14	12	0	0/0	0	67.2	50	35	27	26	69	3	3	6	.207	7	14	1	0	3		

7 Hopkins, Brody	0.00	0-0	1	0	0	0/0	0	2.0	0	0	0	1	2	0	0	0	.000	1	0	0	0	0		
38 Bice, Emmett	1.85	3-0	9	2	0	0/1	0	24.1	20	10	5	12	24	4	1	1	.206	1	3	1	0	1		
40 Parris, Reed	2.58	5-0	22	1	0	0/2	0	38.1	31	14	11	9	37	3	1	1	.218	4	2	0	4	0		
31 Miller, Brandon	4.26	1-0	7	0	0	0/0	0	6.1	7	3	3	2	7	1	0	0	.269	3	3	0	0	0		
32 Brooks, Daniel	4.35	2-2	10	10	0	0/2	0	41.1	34	21	20	20	53	5	2	4	.222	3	7	0	0	0		
11 Mathis, Cole	4.45	2-2	15	0	0	0/0	2	30.1	33	17	15	9	33	8	0	4	.280	5	3	0	0	2		
23 Lucas, Brooks	6.30	0-1	10	0	0	0/0	0	20.0	26	15	14	9	8	1	1	0	.310	1	1	0	1	1		
25 Smith, Ryan	7.20	0-2	6	0	0	0/0	0	10.0	13	11	8	4	2	2	0	0	.302	1	0	0	1	0		
36 Schultz, Michael	8.10	0-1	4	0	0	0/0	1	3.1	5	4	3	3	2	1	0	0	.333	4	0	0	0	0		
27 Williams, Zach	8.16	0-1	11	3	0	0/0	0	14.1	18	17	13	16	14	1	0	0	.300	0	1	0	0	2		
21 Vaks, Luke	9.00	0-0	4	0	0	0/0	0	3.0	5	3	3	3	4	1	0	0	.333	2	1	0	0	0		
12 Smith, Caswell	18.69	1-1	5	1	0	0/0	0	4.1	6	10	9	4	2	1	0	0	.353	0	4	0	2	0		
35 Granier, Guillermo	27.00	0-0	2	0	0	0/1	0	1.1	4	4	4	1	1	0	0	0	.500	1	0	0	0	0		
Totals	3.79	32-15	47	47	0	4/4	14	412.2	381	222	174	167	397	49	9	23	.241	39	47	2	11	15		
Opponents	5.55	15-32	47	47	0	3/3	9	400.2	445	308	247	197	332	83	14	40	.281	46	32	3	24	23		

PB - Team (5), Marr, J. 2, Choboy, L. 2, Kirven, J. 1, Opp (10). Pickoffs - Team (2), Campbell, C. 2, Opp (4). SBA/ATT - Marr, J. (19-28), Campbell, C. (6-9), Brooks, D. (5-8), Kirven, J. (6-7), Good, T. (3-5), Choboy, L. (4-4), Lucas, B. (2-4), Smith, R. (3-3), Miller, B. (2-2), Privette, W. (1-2), Smith, C. (2-2), Parris, R. (1-2), Mathis, C. (0-1), Pooser, T. (1-1), Vaks, L. (1-1), Bice, E. (1-1), Granier, G. (1-1), Schultz, M. (1-1).



2022 COLLEGE OF CHARLESTON CAA STATISTICS

Record: 18-3 Home: 12-0 Away: 6-3 CAA: 18-3

Player	avg	gp-gs	ab	r	h	2b	3b	hr	rbi	tb	slg%	bb	hp	so	gdp	ob%	sf	sh	sb-att	po	a	e	fld%	
5 Sorrentino, Tyler	.360	21-21	86	20	31	3	2	0	19	38	.442	11	1	16	0	.434	1	2	6-6	56	3	1	.983	
9 Dean, Cam	.351	21-21	74	20	26	7	0	0	12	33	.446	10	4	18	1	.449	1	1	0-0	34	51	7	.924	
3 Mershon, Joseph	.313	21-21	67	21	21	1	1	1	8	27	.403	18	6	9	0	.495	0	0	5-7	38	39	1	.987	
6 Cochrane, Sam	.312	21-21	77	17	24	5	3	0	20	35	.455	11	1	8	0	.391	3	3	3-7	48	2	2	.962	
1 Harlan, Trotter	.278	20-20	79	13	22	6	0	3	21	37	.468	10	1	19	1	.355	3	0	4-5	36	1	0	1.000	
4 Marr, JT	.258	21-21	89	14	23	4	1	4	19	41	.461	4	1	15	3	.289	3	0	4-4	149	12	1	.994	

14 Choboy, Landon	.435	8-6	23	4	10	2	0	0	6	12	.522	3	0	2	2	.464	2	0	1-1	5	0	0	1.000	
18 Kirven, Jared	.368	6-5	19	6	7	1	0	1	3	11	.579	1	1	3	0	.429	0	1	0-1	39	1	0	1.000	
11 Mathis, Cole	.333	3-2	9	1	3	1	0	1	3	7	.778	0	0	3	0	.333	0	0	0-0	1	7	0	1.000	
10 McCallister, Tanner	.321	10-6	28	7	9	3	0	1	4	15	.536	2	1	10	1	.375	1	1	0-1	58	3	1	.984	
2 Wood, Luke	.308	14-14	52	10	16	1	0	3	8	26	.500	4	0	8	0	.357	0	0	3-3	7	18	3	.893	
46 Sanchez, Patrick	.217	12-6	23	3	5	2	0	0	2	7	.304	5	0	12	1	.357	0	1	1-1	1	10	0	1.000	
34 Steffy, Tanner	.200	5-1	10	0	2	2	0	0	2	4	.400	0	0	2	0	.182	1	0	0-0	0	0	0	.000	
16 Hall, Preston	.186	12-12	43	6	8	0	0	2	5	14	.326	3	1	7	0	.255	0	0	0-0	76	2	1	.987	
13 Hansis, Donald	.147	13-11	34	5	5	1	0	3	6	15	.441	5	0	10	0	.256	0	0	0-2	2	0	1	.667	
30 Sears, McLendon	.000	11-1	5	5	0	0	0	0	0	0	.000	0	0	1	0	.000	0	2	0-1	1	3	2	.667	
26 Weatherford, Jaxon	.000	2-0	2	0	0	0	0	0	0	0	.000	0	0	2	0	.000	0	0	0-0	0	0	0	.000	
43 Baumhofer, Will	.000	1-0	0	1	0	0	0	0	0	0	.000	1	0	0	0	1.000	0	0	0-0	0	0	0	.000	
7 Hopkins, Brody	.000	7-0	0	2	0	0	0	0	0	0	.000	0	0	0	0	.000	0	0	2-2	1	0	0	1.000	
Totals	.294	21	720	155	212	39	7	19	138	322	.447	88	17	145	9	.377	15	11	29-41	559	177	22	.971	
Opponents	.223	21	692	77	154	24	5	11	71	221	.319	65	19	167	10	.305	5	7	7-13	536	185	41	.946	

LOB - Team (160), Opp (152). DPs turned - Team (16), Opp (12). IBB - Team (1), Marr, J. 1, Opp (2).

(CAA games only Sorted by Earned run avg)

Player	era	w-l	app	gs	cg	sho	sv	ip	h	r	er	bb	so	2b	3b	hr	b/avg	wp	hp	bk	sfa	sha
19 Privette, William	0.70	2-0	11	0	0	0/2	7	25.2	13	7	2	7	32	3	0	1	.143	0	1	0	0	2
33 Pooser, Trey	3.52	2-0	7	2	0	0/1	0	23.0	23	12	9	11	15	2	1	2	.253	2	5	0	1	0
24 Good, Ty	3.83	5-2	7	7	0	0/0	0	40.0	29	20	17	13	35	2	3	3	.201	1	6	1	0	1
28 Campbell, Connor	4.56	0-0	5	5	0	0/0	0	23.2	28	14	12	7	14	5	0	0	.298	1	0	0	1	1

23 Lucas, Brooks	0.00	0-0	2	0	0	0/0	0	3.2	1	0	0	3	2	0	0	0	.091	0	0	0	0	0
12 Smith, Caswell	0.00	1-0	1	0	0	0/0	0	1.0	2	0	0	0	0	0	0	0	.400	0	1	0	0	0
27 Williams, Zach	0.00	0-0	1	0	0	0/0	0	0.1	0	0	0	0	0	0	0	0	.000	0	0	0	0	0
38 Bice, Emmett	0.63	3-0	3	2	0	0/1	0	14.1	9	1	1	5	10	2	0	1	.173	0	0	1	0	1
40 Parris, Reed	2.55	2-0	12	0	0	0/2	0	17.2	13	6	5	4	17	2	1	1	.203	4	1	0	3	0
11 Mathis, Cole	3.12	1-1	7	0	0	0/0	1	17.1	17	7	6	2	15	5	0	2	.266	3	0	0	0	2
32 Brooks, Daniel	4.50	1-0	5	5	0	0/2	0	18.0	16	9	9	11	24	2	0	1	.239	1	4	0	0	0
31 Miller, Brandon	5.40	1-0	3	0	0	0/0	0	1.2	3	1	1	2	3	1	0	0	.375	1	1	0	0	0
Totals	2.99	18-3	21	21	0	3/3	8	186.1	154	77	62	65	167	24	5	11	.223	13	19	2	5	7
Opponents	6.04	3-18	21	21	0	0/0	2	178.2	212	155	120	88	145	39	7	19	.294	22	17	1	15	11

PB - Team (0), Opp (4). Pickoffs - Team (1), Campbell, C. 1. SBA/ATT - Marr, J. (3-7), Campbell, C. (3-5), Good, T. (2-3), Brooks, D. (0-2), Kirven, J. (2-2), Miller, B. (1-1), Mathis, C. (0-1), Parris, R. (1-1), Choboy, L. (1-1).



2022 COLLEGE OF CHARLESTON LAST FIVE GAMES

Record: 4-1 Home: 1-0 Away: 2-1 Neutral: 1-0 CAA: 3-1

Player	avg	gp-gs	ab	r	h	2b	3b	hr	rbi	tb	slg%	bb	hp	so	gdp	ob%	sf	sh	sb-att	po	a	e	fld%	
14 Choboy, Landon	.462	4-4	13	2	6	2	0	0	4	8	.615	2	0	2	1	.500	1	0	1-1	3	0	0	1.000	
5 Sorrentino, Tyler	.381	5-5	21	4	8	0	0	0	2	8	.381	2	1	3	0	.458	0	1	2-2	23	0	0	1.000	
6 Cochrane, Sam	.381	5-5	21	4	8	0	0	0	4	8	.381	3	0	4	1	.440	1	0	1-2	10	0	0	1.000	
3 Mershon, Joseph	.353	5-5	17	5	6	0	0	1	3	9	.529	4	1	0	0	.500	0	0	2-2	7	9	0	1.000	
9 Dean, Cam	.294	5-5	17	4	5	1	0	0	2	6	.353	3	1	3	0	.429	0	0	0-0	7	7	4	.778	
4 Marr, JT	.250	5-5	20	3	5	0	1	0	4	7	.350	1	0	2	3	.273	1	0	1-1	15	2	0	1.000	
1 Harlan, Trotter	.214	4-4	14	2	3	1	0	0	3	4	.286	4	0	3	0	.389	0	0	1-1	7	2	1	.900	
10 McCallister, Tanner	.077	4-4	13	1	1	1	0	0	1	2	.154	1	1	5	1	.188	1	1	0-1	30	3	0	1.000	

18 Kirven, Jared	.700	3-3	10	6	7	2	0	1	7	12	1.200	1	1	0	0	.692	1	0	1-2	27	1	0	1.000	
2 Wood, Luke	.375	3-3	8	3	3	1	0	1	2	7	.875	2	1	3	0	.545	0	0	1-1	0	0	0	.000	
46 Sanchez, Patrick	.250	5-2	8	0	2	0	0	0	1	2	.250	1	0	4	0	.333	0	1	0-0	0	3	0	1.000	
30 Sears, McLendon	.000	1-0	1	1	0	0	0	0	0	0	.000	0	0	0	0	.000	0	0	0-0	1	0	0	1.000	
26 Weatherford, Jaxon	.000	1-0	1	0	0	0	0	0	0	0	.000	0	0	1	0	.000	0	0	0-0	0	0	0	.000	
43 Baumhofer, Will	.000	1-0	0	1	0	0	0	0	0	0	.000	1	0	0	0	1.000	0	0	0-0	0	0	0	.000	
Totals	.329	5	164	36	54	8	1	3	33	73	.445	25	6	30	6	.425	5	3	10-13	132	34	5	.971	
Opponents	.209	5	163	14	34	3	1	4	14	51	.313	19	2	41	1	.296	2	1	1-3	129	55	3	.984	

LOB - Team (38), Opp (41). DPs turned - Team (4), Opp (8). IBB - Team (0), Opp (1).

(Last 5 Sorted by Earned run avg)

Player	era	w-l	app	gs	cg	sho	sv	ip	h	r	er	bb	so	2b	3b	hr	b/avg	wp	hp	bks	sfa	sha		
33 Pooser, Trey	0.00	1-0	1	1	0	0/0	0	6.0	4	0	0	3	4	0	0	0	.182	1	1	0	0	0		
19 Privette, William	0.00	0-0	2	0	0	0/0	2	5.1	3	3	0	2	9	0	0	1	.150	0	0	0	0	0		
38 Bice, Emmett	0.73	2-0	2	2	0	0/1	0	12.1	8	1	1	2	9	1	0	1	.174	0	0	1	0	0		
11 Mathis, Cole	3.18	0-0	2	0	0	0/0	1	5.2	4	2	2	2	4	1	0	1	.211	0	0	0	0	0		
24 Good, Ty	4.05	1-1	2	1	0	0/0	0	6.2	5	3	3	3	7	0	0	1	.217	0	1	0	0	1		
40 Parris, Reed	4.50	0-0	3	1	0	0/1	0	6.0	7	3	3	1	7	0	1	0	.292	0	0	0	1	0		

27 Williams, Zach	0.00	0-0	1	0	0	0/0	0	0.1	0	0	0	2	1	0	0	0	.000	0	0	0	0	0		
23 Lucas, Brooks	5.40	0-0	1	0	0	0/0	0	1.2	2	1	1	3	0	0	0	0	.286	0	0	0	1	0		
31 Miller, Brandon	99.00	0-0	1	0	0	0/0	0	0.0	1	1	1	1	0	1	0	0	1.000	1	0	0	0	0		
Totals	2.25	4-1	5	5	0	1/1	3	44.0	34	14	11	19	41	3	1	4	.209	2	2	1	2	1		
Opponents	7.12	1-4	5	5	0	0/0	1	43.0	54	36	34	25	30	8	1	3	.329	6	6	0	5	3		

PB - Team (0), Opp (1). SBA/ATT - Kirven, J. (1-2), Good, T. (0-1), Parris, R. (0-1), Marr, J. (0-1), Lucas, B. (1-1).



Score by innings	1	2	3	4	5	6	7	8	9	EX	Total
Charleston	46	24	37	21	33	48	44	34	20	1	308
Opponents	8	29	27	33	35	24	28	13	25	0	222

Record when ...

Overall	32-15	After 6 leading	28-0
Conference	18-3 trailing	3-14
Non-Conference	14-12 tied	1-1
Home games	23-5	After 7 leading	26-0
Away games	8-10 trailing	3-12
Neutral site	1-0 tied	2-3
Day games	26-11	After 8 leading	27-1
Night games	6-4 trailing	3-12
vs Left starter	5-4 tied	1-2
vs Right starter	27-11		
1-Run games	7-5	Hit 0 home runs	13-9
2-Run games	4-2	... 1 home run	11-3
5+Run games	14-6	... 2+ home runs	8-3
Extra innings	1-0		
Shutouts	4-3	Opponent 0 home runs	19-10
	 1 home run	10-3
Scoring 0-2 runs	0-6 2+ HRs	3-2
..... 3-5 runs	6-4		
..... 6-9 runs	16-5	Made 0 errors	9-3
..... 10+ runs	10-0 1 error	15-3
	 2+ errors	8-9
Opponent 0-2 runs	12-1		
..... 3-5 runs	15-4	Opp. made 0 errors	10-8
..... 6-9 runs	5-8 1 error	2-5
..... 10+ runs	0-2 2+ errors	20-2
Scored in 1st inning	17-4	Out-hit opponent	23-1
Opp. scored in 1st	4-3	Out-hit by opponent	4-11
Scores first	24-7	Hits are tied	5-3
Opp. scores first	8-8		

Record when team scores:

Runs	0	1	2	3	4	5	6	7	8	9	10+
W-L	0-3	0-3	0-0	3-1	3-1	0-2	2-4	9-1	3-0	2-0	10-0

Record when opponent scores:

Runs	0	1	2	3	4	5	6	7	8	9	10+
W-L	4-0	3-0	5-1	8-0	1-2	6-2	1-1	1-3	1-3	2-1	0-2

Record when leading after:

Inn.	1	2	3	4	5	6	7	8
W-L	16-3	17-4	24-2	24-2	24-1	28-0	26-0	27-1

Record when trailing after:

Inn.	1	2	3	4	5	6	7	8
W-L	2-1	4-4	2-8	4-12	6-12	3-14	3-12	3-12

Record when tied after:

Inn.	1	2	3	4	5	6	7	8
W-L	14-11	11-7	6-5	4-1	2-2	1-1	2-3	1-2

Current winning streak: 3
 Longest winning streak: 7
 Longest losing streak: 5



Multiple Hit Games	2	3	4	5+	Total
5 Sorrentino, Tyler	16	2	-	-	18
4 Marr, JT	10	4	1	-	15
1 Harlan, Trotter	10	3	-	-	13
6 Cochrane, Sam	8	3	-	-	11
3 Mershon, Joseph	8	3	-	-	11
9 Dean, Cam	7	2	1	-	10
2 Wood, Luke	6	2	-	-	8
14 Choboy, Landon	5	1	1	-	7
16 Hall, Preston	5	2	-	-	7
13 Hansis, Donald	3	1	-	-	4
18 Kirven, Jared	2	1	-	-	3
34 Steffy, Tanner	2	1	-	-	3
46 Sanchez, Patrick	2	-	-	-	2
10 McCallister, Tanner	1	-	1	-	2
TEAM	85	25	4	0	114

Multiple RBI Games	2	3	4	5+	Total
1 Harlan, Trotter	7	3	1	-	11
4 Marr, JT	7	1	2	-	10
6 Cochrane, Sam	6	1	-	-	7
9 Dean, Cam	4	-	1	-	5
5 Sorrentino, Tyler	4	-	1	-	5
13 Hansis, Donald	3	1	-	-	4
2 Wood, Luke	2	1	1	-	4
14 Choboy, Landon	2	2	-	-	4
16 Hall, Preston	1	1	1	-	3
46 Sanchez, Patrick	1	-	-	-	1
3 Mershon, Joseph	-	1	-	-	1
18 Kirven, Jared	1	-	-	-	1
11 Mathis, Cole	1	-	-	-	1
34 Steffy, Tanner	-	1	-	-	1
10 McCallister, Tanner	1	-	-	-	1
TEAM	40	12	7	0	59

Hitting Streaks	Longest	Current
4 Marr, JT	9	3
5 Sorrentino, Tyler	9	8
6 Cochrane, Sam	8	4
9 Dean, Cam	7	3
1 Harlan, Trotter	6	4
2 Wood, Luke	6	1
14 Choboy, Landon	6	6
3 Mershon, Joseph	5	1
16 Hall, Preston	4	-
11 Mathis, Cole	3	-
46 Sanchez, Patrick	3	1
18 Kirven, Jared	2	2
10 McCallister, Tanner	2	-
7 Hopkins, Brody	2	-
30 Sears, McLendon	2	-
13 Hansis, Donald	2	-
34 Steffy, Tanner	2	-
26 Weatherford, Jaxon	1	-
43 Baumhofer, Will	1	1
29 Lobeck, Matt	1	1

Reached Base Streaks	Longest	Current
4 Marr, JT	24	4
5 Sorrentino, Tyler	16	16
6 Cochrane, Sam	15	4
9 Dean, Cam	12	6
3 Mershon, Joseph	12	12
1 Harlan, Trotter	11	11
2 Wood, Luke	10	2
14 Choboy, Landon	6	6
30 Sears, McLendon	5	-
46 Sanchez, Patrick	5	2
16 Hall, Preston	5	-
10 McCallister, Tanner	4	3
13 Hansis, Donald	4	-
11 Mathis, Cole	3	-
18 Kirven, Jared	2	2
7 Hopkins, Brody	2	-
34 Steffy, Tanner	2	-
43 Baumhofer, Will	2	2
29 Lobeck, Matt	1	1
44 Wetenhall, Ben	1	-
26 Weatherford, Jaxon	1	-

2022 COLLEGE OF CHARLESTON MISCELLANEOUS STATISTICS

Player	GS	Position											Batting Order																												
		p	c	1b	2b	3b	ss	lf	cf	rf	of	dh	1st	2nd	3rd	4th	5th	6th	7th	8th	9th																				
4 Marr, JT	46	.	33	8	5	.	.	15	31				
1 Harlan, Trotter	45	.	.	.	11	2	2	24	.	2	4	.	14	27	.	4				
5 Sorrentino, Tyl	45	45	44	1			
9 Dean, Cam	44	44	8	27	9	.	.				
6 Cochrane, Sam	41	1	40	1	15	1	.	24	.	.			
3 Mershon, Josep	39	.	.	.	35	4	1	17	.	.	3	4	6	8	.	.			
2 Wood, Luke	34	32	3	1	14	13	3			
16 Hall, Preston	33	.	.	31	6	17	3	5	2		
14 Choboy, Lando	20	.	2	13	3	6	5	4	2		
13 Hansis, Donald	20	8	7	12	1		
34 Steffy, Tanner	13	4	3	5	1		
24 Good, Ty	12	12		
18 Kirven, Jared	11	.	11	3	3	5	.	.		
28 Campbell, Con	10	10	
32 Brooks, Daniel	10	10	
10 McCallister, Ta	9	.	.	7	2	1	3	2	3	
33 Pooser, Trey	8	8	
46 Sanchez, Patric	7	7	3	3	1	.	.	
11 Mathis, Cole	3	2	1	
27 Williams, Zach	3	3	
30 Sears, McLend	2	1	.	1	1	1	.	.
7 Hopkins, Brody	2	2	2
38 Bice, Emmett	2	2
12 Smith, Caswell	1	1



TEAM GAME HIGHS

Batting

At bats:	46	-	vs Wagner (Feb 18, 2022)
Runs scored:	20	-	vs Wagner (Feb 18, 2022)
Hits:	21	-	vs Wagner (Feb 18, 2022)
RBI's:	17	-	vs Wagner (Feb 18, 2022)
Doubles:	8	-	vs Wagner (Feb 18, 2022)
Triples:	2	-	at Citadel (Apr 12, 2022)
Home runs:	4	-	vs Wagner (Feb 18, 2022)
Total bases:	43	-	vs Wagner (Feb 18, 2022)
Walks:	8	-	(4 times)
Strikeouts:	17	-	at Clemson (Feb 22, 2022)
Sac hits:	3	-	at Upstate (Apr 19, 2022)
Sac flies:	3	-	at Elon (Apr 22, 2022)
Stolen bases:	6	-	at Presbyterian (Mar 01, 2022)
Hit by pitch:	3	-	vs William & Mary (Apr 17, 2022)
Caught stealing:	2	-	vs Texas (Mar 15, 2022)
	2	-	vs East Carolina (Mar 20, 2022)
	2	-	at Hofstra (Apr 02, 2022)
Runners LOB:	14	-	at Upstate (Apr 19, 2022)
	14	-	vs Delaware (Apr 29, 2022)
Hit into DP:	3	-	at High Point (Mar 04, 2022)
	3	-	at UNCW (May 06, 2022)

Fielding

Putouts:	30	-	at Upstate (Apr 19, 2022)
Assists:	14	-	at High Point (Mar 06, 2022)
Errors:	5	-	vs Coastal (Apr 26, 2022)
Passed balls:	1	-	(5 times)
DPs turned:	3	-	vs Delaware (Apr 30, 2022)

Pitching

Innings pitched:	10.0	-	at Upstate (Apr 19, 2022)
Runs allowed:	17	-	vs Coastal (Apr 26, 2022)
Earned runs:	14	-	vs Umass Lowell (Mar 12, 2022)
Walks allowed:	9	-	vs Umass Lowell (Mar 12, 2022)
Strikeouts:	18	-	vs Siena (Feb 26, 2022)
Hits allowed:	17	-	vs Umass Lowell (Mar 12, 2022)
Doubles allowed:	4	-	vs Umass Lowell (Mar 12, 2022)
Triples allowed:	2	-	vs Umass Lowell (Mar 12, 2022)
	2	-	vs Coastal (Apr 26, 2022)
Homers allowed:	2	-	(5 times)
Wild pitches:	6	-	vs Umass Lowell (Mar 12, 2022)
Hit batters:	5	-	vs Northeastern (Mar 26, 2022)

INDIVIDUAL GAME HIGHS

Batting

At bats:	6	-	Steffy, Tanner vs Wagner (Feb 18, 2022)
	6	-	Marr, JT at Upstate (Apr 19, 2022)
	6	-	Sorrentino, Tyler vs Delaware (Apr 29, 2022)
Runs scored:	3	-	(8 times)
Hits:	4	-	(4 times)
RBI:	4	-	(7 times)
Doubles:	2	-	(4 times)
Triples:	1	-	(13 times)
Home runs:	2	-	Hall, Preston vs Umass Lowell (Mar 12, 2022)
	2	-	Marr, JT vs William & Mary (Apr 16, 2022)
Total bases:	9	-	Hall, Preston vs Umass Lowell (Mar 12, 2022)
	9	-	Marr, JT vs William & Mary (Apr 16, 2022)
Walks:	3	-	(5 times)
Strikeouts:	3	-	(12 times)
Sac hits:	1	-	(23 times)
Sac flies:	2	-	Harlan, Trotter at Elon (Apr 22, 2022)
Stolen bases:	2	-	(6 times)
Hit by pitch:	2	-	Mershon, Joseph vs Northeastern (Mar 26, 2022)
Caught stealing:	2	-	Cochrane, Sam at Hofstra (Apr 02, 2022)
Runners LOB:	8	-	Marr, JT vs William & Mary (Apr 17, 2022)

Fielding

Putouts:	17	-	Marr, JT vs Siena (Feb 26, 2022)
Assists:	7	-	Harlan, Trotter at Presbyterian (Mar 01, 2022)
	7	-	Dean, Cam at High Point (Mar 06, 2022)
Errors:	2	-	(7 times)
Passed balls:	1	-	(5 times)

Pitching

Innings pitched:	7.1	-	Good, Ty at High Point (Mar 04, 2022)
	7.1	-	Bice, Emmett vs Delaware (May 01, 2022)
Runs allowed:	6	-	Good, Ty vs East Carolina (Mar 18, 2022)
	6	-	Good, Ty at Hofstra (Apr 01, 2022)
	6	-	Lucas, Brooks vs Coastal (Apr 26, 2022)
Earned runs:	6	-	Good, Ty at Hofstra (Apr 01, 2022)
Walks allowed:	4	-	Good, Ty vs Umass Lowell (Mar 12, 2022)
	4	-	Brooks, Daniel vs William & Mary (Apr 16, 2022)
Strikeouts:	11	-	Brooks, Daniel vs Siena (Feb 26, 2022)
	11	-	Good, Ty at Elon (Apr 22, 2022)
Hits allowed:	7	-	(5 times)
Doubles allowed:	2	-	(4 times)
Triples allowed:	2	-	Brooks, Daniel vs Umass Lowell (Mar 12, 2022)
Homers allowed:	2	-	Good, Ty vs East Carolina (Mar 18, 2022)
	2	-	Good, Ty vs James Madison (Apr 08, 2022)
Wild pitches:	3	-	Schultz, Michael vs Umass Lowell (Mar 12, 2022)
Hit batters:	3	-	Good, Ty vs East Carolina (Mar 18, 2022)
	3	-	Pooser, Trey vs Northeastern (Mar 26, 2022)

2022 College of Charleston Baseball
Individual Season/Career Summary for Charleston (as of May 11, 2022)
(All games Sorted by Batting avg)

Record: 32-15 Home: 23-5 Away: 8-10 Neutral: 1-0 CAA: 18-3

Player	SEASON										CAREER																	
	Avg	G-GS	AB	R	H	2B	3B	HR	RBI	BB	Hbp	SO	Sb	Att	Avg	G-GS	AB	R	H	2B	3B	HR	RBI	BB	Hbp	SO	Sb	Att
4 Marr, JT	.330	47-47	188	32	62	9	3	6	38	11	2	31	12	12	.330	47-47	188	32	62	9	3	6	38	11	2	31	12	12
9 Dean, Cam	.303	47-45	155	29	47	10	1	1	25	14	5	32	2	4	.264	82-76	254	41	67	13	1	1	35	25	7	58	5	7
5 Sorrentino, Tyler	.299	47-46	177	36	53	7	4	0	26	26	3	39	13	15	.299	47-46	177	36	53	7	4	0	26	26	3	39	13	15
1 Harlan, Trotter	.296	46-46	162	30	48	13	0	5	38	34	2	37	17	19	.297	112-112	435	84	129	26	4	11	67	54	4	78	30	35
6 Cochrane, Sam	.296	42-42	142	32	42	9	4	1	28	19	2	21	8	14	.296	42-42	142	32	42	9	4	1	28	19	2	21	8	14
3 Mershon, Joseph	.282	40-40	131	38	37	3	1	3	17	28	10	24	9	12	.295	99-99	342	82	101	14	3	7	43	68	15	58	22	31
29 Lobeck, Matt	.333	3-0	3	0	1	1	0	0	1	0	0	0	0	0	.292	29-13	65	10	19	2	0	0	4	6	0	8	3	3
14 Choboy, Landon	.310	28-21	84	13	26	4	0	2	14	10	0	14	2	4	.316	70-54	209	34	66	12	2	4	47	22	3	40	6	9
26 Weatherford, Jaxon	.286	6-0	7	0	2	0	0	0	0	0	0	3	0	0	.227	32-11	44	3	10	1	0	0	1	8	1	19	2	2
2 Wood, Luke	.274	36-35	117	20	32	3	0	5	19	12	3	27	8	11	.274	36-35	117	20	32	3	0	5	19	12	3	27	8	11
18 Kirven, Jared	.267	17-12	45	9	12	3	0	1	7	2	2	9	1	2	.252	89-71	250	29	63	10	0	5	30	10	8	41	4	6
30 Sears, McLendon	.267	22-2	15	6	4	3	0	0	2	2	0	5	0	1	.141	83-24	92	17	13	6	0	0	8	9	6	35	2	6
46 Sanchez, Patrick	.250	18-7	32	6	8	2	0	1	4	6	1	13	1	1	.250	18-7	32	6	8	2	0	1	4	6	1	13	1	1
43 Baumhofer, Will	.250	5-0	4	3	1	0	0	1	1	3	0	0	0	0	.250	5-0	4	3	1	0	0	1	3	0	0	0	0	0
10 McCallister, Tanner	.245	23-9	49	10	12	4	0	2	6	4	1	18	2	3	.226	68-37	168	24	38	10	0	6	28	12	3	64	4	6
16 Hall, Preston	.234	36-33	111	17	26	4	0	6	20	13	1	15	0	1	.234	36-33	111	17	26	4	0	6	20	13	1	15	0	1
11 Mathis, Cole	.214	6-3	14	1	3	1	0	1	4	0	0	5	0	0	.214	6-3	14	1	3	1	0	1	4	0	0	5	0	0
13 Hansis, Donald	.211	29-20	71	12	15	4	0	5	13	7	0	23	0	2	.224	80-60	219	35	49	10	2	14	40	16	5	66	2	6
34 Steffy, Tanner	.211	19-13	57	6	12	3	1	0	10	4	0	11	1	2	.302	61-54	215	29	65	13	1	5	43	18	6	37	3	5
7 Hopkins, Brody	.154	18-2	13	6	2	0	0	0	0	1	0	4	3	3	.179	48-23	84	26	15	5	0	3	13	4	3	37	7	7
41 Beiser, Sajon	.000	5-0	2	1	0	0	0	0	0	0	0	1	0	0	.321	31-6	28	8	9	1	0	0	2	1	1	8	4	6
44 Wetenhall, Ben	.000	2-0	2	1	0	0	0	0	0	1	0	0	0	0	.100	11-1	10	4	1	0	0	0	0	2	0	4	0	0
Totals	.281	47-47	1581	308	445	83	14	40	273	197	32	332	79	106														
Opponents	.241	47-47	1584	222	381	49	9	23	193	167	47	397	30	43														

Player	SEASON										CAREER																	
	ERA	W-L	App	GS	CG	Sho	Sv	IP	H	R	ER	BB	SO	ERA	W-L	App	GS	CG	Sho	Sv	IP	H	R	ER	BB	SO		
19 Privette, William	0.72	3-0	20	0	0	0	11	49.2	29	12	4	15	65	2.09	4-3	34	6	0	0	11	94.2	68	37	22	27	101		
33 Pooser, Trey	3.04	4-1	15	8	0	0	0	47.1	50	24	16	20	39	3.78	9-3	32	19	0	0	1	119.0	136	64	50	33	92		
28 Campbell, Connor	3.49	3-0	10	10	0	0	0	49.0	50	22	19	13	35	3.82	9-4	27	18	1	0	0	115.1	135	59	49	33	88		
24 Good, Ty	3.59	8-4	14	12	0	0	0	67.2	50	35	27	26	69	3.54	16-9	36	22	0	0	3	150.0	121	73	59	54	162		
7 Hopkins, Brody	0.00	0-0	1	0	0	0	0	2.0	0	0	0	1	2	0.00	0-0	1	0	0	0	0	2.0	0	0	0	1	2		
38 Bice, Emmett	1.85	3-0	9	2	0	0	0	24.1	20	10	5	12	24	2.93	3-0	12	2	0	0	0	27.2	25	14	9	13	27		
40 Parris, Reed	2.58	5-0	22	1	0	0	0	38.1	31	14	11	9	37	2.58	5-0	22	1	0	0	0	38.1	31	14	11	9	37		
31 Miller, Brandon	4.26	1-0	7	0	0	0	0	6.1	7	3	3	2	7	4.26	1-0	7	0	0	0	0	6.1	7	3	3	2	7		
32 Brooks, Daniel	4.35	2-2	10	10	0	0	0	41.1	34	21	20	20	53	4.35	2-2	10	10	0	0	0	41.1	34	21	20	20	53		
11 Mathis, Cole	4.45	2-2	15	0	0	0	2	30.1	33	17	15	9	33	4.45	2-2	15	0	0	0	2	30.1	33	17	15	9	33		
23 Lucas, Brooks	6.30	0-1	10	0	0	0	0	20.0	26	15	14	9	8	4.71	7-4	47	7	0	0	1	93.2	95	57	49	42	80		
25 Smith, Ryan	7.20	0-2	6	0	0	0	0	10.0	13	11	8	4	2	3.94	2-4	24	0	0	0	2	32.0	35	25	14	13	15		
36 Schultz, Michael	8.10	0-1	4	0	0	0	1	3.1	5	4	3	3	2	6.30	0-2	17	1	0	0	1	20.0	32	16	14	14	10		
27 Williams, Zach	8.16	0-1	11	3	0	0	0	14.1	18	17	13	16	14	4.92	0-4	54	18	0	0	5	130.0	140	83	71	60	77		
21 Vaks, Luke	9.00	0-0	4	0	0	0	0	3.0	5	3	3	3	4	9.00	0-0	4	0	0	0	0	3.0	5	3	3	3	4		
12 Smith, Caswell	18.69	1-1	5	1	0	0	0	4.1	6	10	9	4	2	4.86	4-2	12	8	0	0	0	33.1	33	25	18	18	28		
35 Granier, Guillermo	27.00	0-0	2	0	0	0	0	1.1	4	4	4	1	1	8.27	0-1	13	4	0	0	0	20.2	26	21	19	6	14		
Totals	3.79	32-15	47	47	0	4	14	412.2	381	222	174	167	397															



1



Trotter Harlan

Jr. • INF • 5-11 • Fountain Inn, S.C.

	AVG	R	H	2B	3B	HR	RBI	SLG	OBP	SB	FLD%
SEA	.296	30	48	13	0	5	38	.469	.416	17	.940
CAR	.297	84	129	26	4	11	67	.451	.376	30	.938

- Last time out: 0-3, two walks, run vs. Clemson (May 10)
- 2022 Preseason All-CAA Selection
- Batted .291 with five home runs, 11 doubles, two triples and 24 RBI in 2021
- Reached safely in 52 of the last 58 games

CAREER HIGHS								
Hits	Runs	2B	3B	HR	RBI	TB	Walks	SB
4	3, 3x	2	2	1, 11x	4	6, 5x	3, 3x	2, 6x

2



Luke Wood

Jr. • INF • 6-0 • Fletcher, N.C.

	AVG	R	H	2B	3B	HR	RBI	SLG	OBP	SB	FLD%
SEA	.274	20	32	3	0	5	19	.427	.356	8	.867
CAR	.274	20	32	3	0	5	19	.427	.356	8	.867

- Last time out: 1-2, run, walk vs. Clemson (May 10)
- Marked his CofC debut with a home run against Wagner (Feb. 18)
- Transfer from Florence-Darlington Tech
- Batted .425 at Flo-Dar to earn All-Region First Team honors

CAREER HIGHS								
Hits	Runs	2B	3B	HR	RBI	TB	Walks	SB
3, 2x	2, 5x	1, 3x	N/A	1, 5x	4	6, 3x	2	1, 8x

3



Joseph Mershon

Jr. • INF • 5-11 • Taylors, S.C.

	AVG	R	H	2B	3B	HR	RBI	SLG	OBP	SB	FLD%
SEA	.282	38	37	3	1	3	17	.389	.439	9	.954
CAR	.295	82	101	14	3	7	43	.415	.427	22	.948

- Last time out: 2-4, run vs. Clemson (May 10)
- 2022 Preseason All-CAA Selection
- Named to the All-CAA Second Team and All-Rookie Team in 2021
- Batted .314 with 10 doubles, two triples, four home runs and 20 RBI in 2021

CAREER HIGHS								
Hits	Runs	2B	3B	HR	RBI	TB	Walks	SB
4	4	2, 2x	1, 3x	2	5	11	4	2

4



JT Marr

Jr. • C/1B • 6-1 • Fort Mill, S.C.

	AVG	R	H	2B	3B	HR	RBI	SLG	OBP	SB	FLD%
SEA	.330	32	62	9	3	6	38	.505	.368	12	.994
CAR	.330	32	62	9	3	6	38	.505	.368	12	.994

- Last time out: 2-4, triple, two runs, RBI vs. Clemson (May 10)
- CAA Co-Player of the Week (Feb. 21)
- Clubbed a first-inning grand slam against No. 2 Texas (Mar. 15)
- Started his CofC career with five straight multi-hit games

CAREER HIGHS								
Hits	Runs	2B	3B	HR	RBI	TB	Walks	SB
4	3	1, 9x	1, 3x	2	4, 2x	9	1, 11x	1, 12x

5



Tyler Sorrentino

Fr. • OF • 5-10 • West Essex, N.J.

	AVG	R	H	2B	3B	HR	RBI	SLG	OBP	SB	FLD%
SEA	.299	36	53	7	4	0	26	.384	.396	13	.983
CAR	.299	36	53	7	4	0	26	.384	.396	13	.983

- Last time out: 0-3, walk vs. Clemson (May 10)
- Two-CAA Rookie of the Week (Feb. 28 & May 9)
- Nine-game hitting streak to start his collegiate career
- All-State Second Team honoree at West Essex HS

CAREER HIGHS								
Hits	Runs	2B	3B	HR	RBI	TB	Walks	SB
3, 2x	3	1, 6x	1, 4x	N/A	4	4, 5x	2, 6x	2

6



Sam Cochrane

Gr. • OF • 6-0 • Ocala, Fla.

	AVG	R	H	2B	3B	HR	RBI	SLG	OBP	SB	FLD%
SEA	.296	32	42	9	4	1	28	.437	.380	8	.968
CAR	.296	32	42	9	4	1	28	.437	.380	8	.968

- Last time out: 0-3, walk vs. Clemson (May 10)
- CAA Player of the Week (Mar. 21)
- Graduate transfer from Eckerd College (St. Petersburg, Fla.)
- 2017 Sunshine State Conference Freshman of the Year

CAREER HIGHS								
Hits	Runs	2B	3B	HR	RBI	TB	Walks	SB
3, 3x	2, 6x	2	1, 4x	1	3	5, 4x	2	2

9



Cam Dean

Sr. • INF • 6-3 • Surfside Beach, S.C.

	AVG	R	H	2B	3B	HR	RBI	SLG	OBP	SB	FLD%
SEA	.303	29	47	10	1	1	25	.400	.373	2	.927
CAR	.264	41	67	13	1	1	35	.335	.341	5	.930

- Last time out: 0-4 vs. Clemson (May 10)
- Launched his first homer as a Cougar against UMass Lowell (Mar. 13)
- Made 31 starts with three doubles and 21 RBI in 2021
- Batted .286 with 8 doubles, 2 home runs and 29 RBI in two years at Flo-Dar

CAREER HIGHS								
Hits	Runs	2B	3B	HR	RBI	TB	Walks	SB
4	2, 6x	2	1	1	4	6, 2x	2, 2x	1, 5x

10



Tanner McCallister

Sr. • 1B/OF • 6-2 • Roebuck, S.C.

	AVG	R	H	2B	3B	HR	RBI	SLG	OBP	SB	FLD%
SEA	.245	10	12	4	0	2	6	.449	.309	2	.988
CAR	.226	24	38	10	0	6	28	.393	.286	4	.981

- Last time out: 0-3, walk, run at UNCW (May 8)
- Finished the 2021 season with four doubles, four home runs and 17 RBI
- Marked his first collegiate HR with a grand slam against N.C. A&T (2.21.21)
- Launched a grand slam against Tennessee Tech (4.11.21)

CAREER HIGHS								
Hits	Runs	2B	3B	HR	RBI	TB	Walks	SB
4	3	1, 10x	N/A	1, 6x	4, 2x	5, 4x	2	1, 4x

11



Cole Mathis

Fr. • RHP/INF • 6-1 • Cataula, Ga.

	AVG	R	H	2B	3B	HR	RBI	SLG	OBP	SB	FLD%
SEA	.214	1	3	1	0	1	4	.500	.214	0	1.000
CAR	.214	1	3	1	0	1	4	.500	.214	0	1.000


	ERA	APP/GS	W-L	SV	IP	H	R	ER	BB	SO
SEA	4.45	15/0	2-2	2	30.1	33	17	15	9	33
CAR	4.45	15/0	2-2	2	30.1	33	17	15	9	33

- Last time out: 1.2 innings, two runs, 3 K's vs. Clemson (May 10)
- CAA Rookie of the Week (Apr. 25)
- Earned the win in his collegiate debut with six K's in against Wagner (Feb. 20)
- 2021 Region 2-4A Hitter of the Year and All-State First Team selection

CAREER HIGHS

Hits	Runs	2B	3B	HR	RBI	TB	Walks	SB
1, 3x	1	1	N/A	1	2	4	N/A	N/A
IP	Hits	ER	Walks	SO	BF	PC		
4.0, 2x	3, 3x	2, 3x	2	6	16	55		

12



Caswell Smith

Jr. • RHP • 6-3 • Ball Ground, Ga.

	ERA	APP/GS	W-L	SV	IP	H	R	ER	BB	SO
SEA	18.69	5/1	1-1	0	4.1	6	10	9	4	2
CAR	4.86	12/8	4-2	0	33.1	33	25	18	18	28

- Last time out: 1.1 innings, four earned runs vs. Coastal Carolina (Apr. 26)
- Appeared in only three games in 2021 (injury)
- Posted a 3-0 record with a 1.35 ERA and 20 strikeouts in 2020
- All-State selection at Pickens High School in Jasper, Ga.

CAREER HIGHS

IP	Hits	ER	Walks	SO	BF	PC
7.0	6, 2x	5	4, 2x	7	29	88

13



Donald Hansis

Sr. • OF • 6-2 • Myrtle Beach, S.C.

	AVG	R	H	2B	3B	HR	RBI	SLG	OBP	SB	FLD%
SEA	.211	12	15	4	0	5	13	.479	.282	0	.765
CAR	.224	35	49	10	2	14	40	.479	.288	2	.929

- Last time out: 0-1 vs. Delaware (Apr. 30)
- Finished the 2021 season with four doubles, four home runs and 13 RBI
- Led CofC to an 11-2 win at Clemson with two HR - including a first-inning grand slam (3.4.20)

CAREER HIGHS

Hits	Runs	2B	3B	HR	RBI	TB	Walks	SB
3, 3x	3	1, 10x	1, 2x	2	6	9	2	1, 2x

14



Landon Choboy

Sr. • C/OF • 6-1 • Raleigh, N.C.

	AVG	R	H	2B	3B	HR	RBI	SLG	OBP	SB	FLD%
SEA	.310	13	26	4	0	2	14	.429	.375	2	1.000
CAR	.316	34	66	12	2	4	47	.450	.382	6	.973

- Last time out: 1-3, walk, run, RBI vs. Clemson (May 10)
- Batted .300 with three doubles, two triples, two home runs and 21 RBI in 2021
- Marked his first collegiate home run with a three-run bomb at Elon (5.1.21)
- Launched a three-run shot against Elon in the CAA Tournament (5.28.21)

CAREER HIGHS

Hits	Runs	2B	3B	HR	RBI	TB	Walks	SB
4	2, 6x	2	1, 2x	1, 4x	4	6	2, 4x	1, 6x

15



Noah Carter

Fr. • C/OF • 6-0 • Hamer, S.C.

	AVG	R	H	2B	3B	HR	RBI	SLG	OBP	SB	FLD%
SEA	.000	0	0	0	0	0	0	.000	.000	0	.000
CAR	.000	0	0	0	0	0	0	.000	.000	0	.000

- Last time out: N/A
- Batted .527 with seven home runs and 27 RBI at Lake View High School
- Three-time selection to the Diamond Prospect Palmetto Games
- Palmetto Games Gold Glove and Silver Slugger

CAREER HIGHS

Hits	Runs	2B	3B	HR	RBI	TB	Walks	SB
N/A	N/A	N/A	N/A	N/A	N/A	N/A	N/A	N/A

16



Preston Hall

Fr. • 1B • 6-1 • Gastonia, N.C.

	AVG	R	H	2B	3B	HR	RBI	SLG	OBP	SB	FLD%
SEA	.234	17	26	4	0	6	20	.432	.317	0	.991
CAR	.234	17	26	4	0	6	20	.432	.317	0	.991

- Last time out: 0-2 vs. Coastal Carolina (Apr. 26)
- CAA Rookie of the Week (Mar. 28)
- Leads the team with six home runs
- Marked his collegiate debut with a double and a solo HR vs. Wagner (Feb. 18)

CAREER HIGHS

Hits	Runs	2B	3B	HR	RBI	TB	Walks	SB
3, 2x	2, 4x	2	N/A	2	4	9	2, 4x	N/A

17



Isaiah Rainge

Fr. • OF • 5-10 • Grovetown, Ga.

	AVG	R	H	2B	3B	HR	RBI	SLG	OBP	SB	FLD%
SEA	.000	0	0	0	0	0	0	.000	.000	0	.000
CAR	.000	0	0	0	0	0	0	.000	.000	0	.000

- Last time out: N/A
- Four-time All-Area selection at Grovetown High School
- Batted .400 and compiled a 2.17 ERA as a senior
- Two-year Georgia Top-100

CAREER HIGHS

Hits	Runs	2B	3B	HR	RBI	TB	Walks	SB
N/A	N/A	N/A	N/A	N/A	N/A	N/A	N/A	N/A

18



Jared Kirven

Sr. • C • 5-10 • Lexington, S.C.

	AVG	R	H	2B	3B	HR	RBI	SLG	OBP	SB	FLD%
SEA	.267	9	12	3	0	1	7	.400	.320	1	.983
CAR	.252	29	63	10	0	5	30	.352	.300	4	.988

- Last time out: 2-3, run, double, four RBI vs. Clemson (May 10)
- 2022 Preseason All-CAA selection
- 2021 All-CAA Second Team
- Batted .299 with six doubles, four home runs and 18 RBI in 2021

CAREER HIGHS

Hits	Runs	2B	3B	HR	RBI	TB	Walks	SB
3, 8x	3	1, 10x	N/A	1, 5x	4	7	1, 10x	1, 5x



19



William Privette
So. • RHP • 6-6 • Chapin, S.C.

	ERA	APP/GS	W-L	SV	IP	H	R	ER	BB	SO
SEA	0.72	20/0	3-0	11	49.2	29	12	4	15	65
CAR	2.09	34/6	4-3	11	94.2	68	37	22	27	101

- **Last time out:** 2.1 innings, five K's, save vs. Clemson (May 10)
- NCBWA Mid-season Stopper of the Year Watch List
- CAA Pitcher of the Week (Apr. 18)
- Second in the nation in ERA (0.72)

CAREER HIGHS						
IP	Hits	ER	Walks	SO	BF	PC
6.0, 2x	7	5, 2x	3, 3x	6, 2x	25	97

21



Luke Vaks
So. • RHP • 6-1 • Mays Landing, N.J.

	ERA	APP/GS	W-L	SV	IP	H	R	ER	BB	SO
SEA	9.00	4/0	0-0	0	3.0	5	3	3	3	4
CAR	9.00	4/0	0-0	0	3.0	5	3	3	3	4

- **Last time out:** Two-thirds inning, one strikeout at Charlotte (Mar. 29)
- Made five appearances with two starts at Old Dominion in 2021
- Selected to the Area Code Games at Cedar Creek High School
- Struck out 70 batters in 39 innings as a junior

CAREER HIGHS						
IP	Hits	ER	Walks	SO	BF	PC
1.1	4	3	2	2	7, 2x	28

23



Brooks Lucas
Sr. • RHP • 6-0 • Greenville, S.C.

	ERA	APP/GS	W-L	SV	IP	H	R	ER	BB	SO
SEA	6.30	10/0	0-1	0	20.0	26	15	14	9	8
CAR	4.71	47/7	7-4	1	93.2	95	57	49	42	80

- **Last time out:** 1.2 innings, one run vs. Clemson (May 10)
- Compiled a 1-1 record with one save, a 3.68 ERA and 14 strikeouts in 2021
- Went 1-1 with a 2.08 ERA and 11 strikeouts in 8.2 innings in 2020
- Fanned five in seven innings at Northeastern (4.21.19)

CAREER HIGHS						
IP	Hits	ER	Walks	SO	BF	PC
7.0	8, 2x	6	3	7	27, 2x	91

24



Ty Good
Jr. • RHP • 6-2 • Fort Mill, S.C.

	ERA	APP/GS	W-L	SV	IP	H	R	ER	BB	SO
SEA	3.59	14/12	8-4	0	67.2	50	35	27	26	69
CAR	3.54	36/22	16-9	3	150.0	121	73	59	54	162

- **Last time out:** 0.2 innings vs. Clemson (May 10)
- 2022 Preseason All-CAA selection
- CAA Pitcher of the Week (Apr. 25)
- Struck out the side in the seventh vs. Texas (Mar. 15)

CAREER HIGHS						
IP	Hits	ER	Walks	SO	BF	PC
7.1	12	8	5	11	29, 2x	111

25



Ryan Smith
Sr. • RHP • 6-0 • Hazard, Ky.

	ERA	APP/GS	W-L	SV	IP	H	R	ER	BB	SO
SEA	7.20	6/0	0-2	0	10.0	13	11	8	4	2
CAR	3.94	24/0	2-3	2	32.0	35	25	14	13	15

- **Last time out:** 1.2 innings, four earned runs at Charlotte (Mar. 29)
- Compiled a 2-2 record with two saves, a 2.45 ERA and 13 K's in 2021
- Went 3-1 with a 3.41 ERA and 28 K's in two years at Florence-Darlington Tech
- Two-time Region 14 MVP at Hazard High School

CAREER HIGHS						
IP	Hits	ER	Walks	SO	BF	PC
3.0	5	4	2, 3x	3	11	38

26



Jaxon Weatherford
Jr. • 1B • 6-4 • Charleston, S.C.

	AVG	R	H	2B	3B	HR	RBI	SLG	OBP	SB	FLD%
SEA	.333	0	2	0	0	0	0	.333	.333	0	1.000
CAR	.233	3	10	1	0	0	1	.256	.365	2	1.000

- **Last time out:** 0-1 at UNCW (May 8)
- Has appeared in 30 games over two seasons with 10 hits and three runs
- Drew a pinch-hit bases-loaded walk against Elon (5.21.21)
- Reached base four times in his collegiate debut against Iona (2.15.20)

CAREER HIGHS										
Hits	Runs	2B	3B	HR	RBI	TB	Walks	SB		
2	2	1	N/A	N/A	1	2, 2x	1, 8x	1, 2x		

27



Zach Williams
Sr. • LHP • 6-1 • Marietta, Ga.

	ERA	APP/GS	W-L	SV	IP	H	R	ER	BB	SO
SEA	8.16	11/3	0-1	0	14.1	18	17	13	16	14
CAR	4.92	54/18	6-4	5	130.0	140	83	71	60	77

- **Last time out:** 0.1 innings, strikeout vs. Clemson (May 10)
- Compiled a 2-0 record with four saves and 23 strikeouts in 2021
- Did not allow a run in 11 innings of work in 2020
- Went 6.2 innings to earn his first collegiate win vs. The Citadel (3.26.19)

CAREER HIGHS						
IP	Hits	ER	Walks	SO	BF	PC
6.2, 2x	9	5	4	7	26, 2x	95

28




Connor Campbell
Sr. • LHP • 6-0 • Mason Neck, Va.

	ERA	APP/GS	W-L	SV	IP	H	R	ER	BB	SO
SEA	3.49	10/10	3-0	0	49.0	50	22	19	13	35
CAR	3.82	27/18	9-4	0	115.1	135	59	49	33	88

- **Last time out:** 4.1 innings, three runs, one K at Elon (Apr. 24)
- Compiled a 6-4 record with a 4.07 ERA and 53 K's in 66.1 innings in 2021
- Tossed a CG against William & Mary in the CAA Tournament (5.28.21)
- Spun eight shutout innings against Tennessee Tech (4.11.21)

CAREER HIGHS						
IP	Hits	ER	Walks	SO	BF	PC
9.0	10, 2x	6	3, 4x	8	36	125

30



McLendon Sears

Gr. • UTIL • 5-11 • Sumter, S.C.

	AVG	R	H	2B	3B	HR	RBI	SLG	OBP	SB	FLD%
SEA	.267	6	4	3	0	0	2	.467	.353	0	.813
CAR	.141	17	13	6	0	0	8	.207	.259	2	.965

- **Last time out:** Pinch runner, run scored at UNCW (May 7)
- Has appeared in 83 games as a Cougar
- Reached base three times with two singles and a walk at Campbell (3.9.21)
- Went 2-for-3 with pair of doubles against Iona (2.14.20)

CAREER HIGHS

Hits	Runs	2B	3B	HR	RBI	TB	Walks	SB
2, 3x	2, 2x	2	N/A	N/A	2, 2x	4	1, 8x	1, 2x

31



Brandon Miller

Gr. • RHP • 6-0 • Easton, Pa.

	ERA	APP/GS	W-L	SV	IP	H	R	ER	BB	SO
SEA	4.26	7/0	1-0	0	6.1	7	3	3	2	7
CAR	4.26	7/0	1-0	0	6.1	7	3	3	2	7

- **Last time out:** One hit, one run, one walk at UNCW (May 8)
- Spent four seasons at St. John's (N.Y.)
- Hit .281 as a freshman and drove in 15 runs as a sophomore
- All-League and All-Area selection at Wilson Area High School

CAREER HIGHS

IP	Hits	ER	Walks	SO	BF	PC
2.0	2	2	1, 2x	2, 2x	6, 3x	26

32



Daniel Brooks

Fr. • RHP • 6-7 • Mt. Pleasant, S.C.


	ERA	APP/GS	W-L	SV	IP	H	R	ER	BB	SO
SEA	4.35	10/10	2-2	0	41.1	34	21	20	20	53
CAR	4.35	10/10	2-2	0	41.1	34	21	20	20	53

- **Last time out:** One inning, walk, strikeout at Elon (Apr. 23)
- Two-time Player of the Year at Bishop England High School
- Diamond Prospects Pitcher of the Year
- Compiled a 1.34 ERA as a senior

CAREER HIGHS

IP	Hits	ER	Walks	SO	BF	PC
6.0, 2x	6	5	3	11	23, 2x	102

33



Trey Pooser

Jr. • RHP • 6-4 • Hannahan, S.C.


	ERA	APP/GS	W-L	SV	IP	H	R	ER	BB	SO
SEA	3.04	15/8	4-1	0	47.1	50	24	16	20	39
CAR	3.78	32/19	9-3	1	119.0	136	64	50	33	92

- **Last time out:** 6.0 shutout innings, four hits, four K's at UNCW (May 7)
- 2021 All-CAA Second Team and All-Rookie Team selection
- Compiled a 4-2 record with a 4.67 ERA and 43 strikeouts in 2021
- Ranked 41st in the nation in walks allowed per nine innings (1.61) in 2021

CAREER HIGHS

IP	Hits	ER	Walks	SO	BF	PC
7.1	10	7	3, 5x	8, 2x	27, 2x	105

34



Tanner Steffy

Sr. • C • 6-1 • Chapin, S.C.


	AVG	R	H	2B	3B	HR	RBI	SLG	OBP	SB	FLD%
SEA	.211	6	12	3	1	0	10	.298	.250	1	.000
CAR	.302	29	65	13	1	5	43	.442	.365	3	.000

- **Last time out:** 0-3 at Elon (Apr. 22)
- 2022 Preseason All-CAA selection
- 2021 All-CAA Second Team honoree
- Batted .333 with six doubles, five home runs and 29 RBI in 33 games in 2021

CAREER HIGHS

Hits	Runs	2B	3B	HR	RBI	TB	Walks	SB
3, 5x	3, 2x	1, 10x	1	2	3, 3x	9	3	1, 2x

35



Guillermo Granier

Jr. • RHP • 6-1 • Atlanta, Ga.


	ERA	APP/GS	W-L	SV	IP	H	R	ER	BB	SO
SEA	27.00	2/0	0-0	0	1.1	4	4	4	1	1
CAR	8.27	13/4	0-1	0	20.2	26	21	19	6	14

- **Last time out:** One third of an inning, one strikeout vs. UMass Lowell (Mar. 12)
- Appeared in 11 games with four starts in 2021
- Fanned two in 1.1 innings in his collegiate debut against NC A&T (2.21.21)
- Recorded a season-high four K's against William & Mary (3.13.21)

CAREER HIGHS

IP	Hits	ER	Walks	SO	BF	PC
4.2	4	6	2	4	18	64

36



Michael Schultz

So. • RHP • 6-2 • Vienna, Va.

	ERA	APP/GS	W-L	SV	IP	H	R	ER	BB	SO
SEA	8.10	4/0	0-1	1	3.1	5	4	3	3	2
CAR	6.30	17/1	0-2	1	20.0	32	16	14	14	10

- **Last time out:** One inning, two hits, strikeout UMass Lowell (Mar. 12)
- Made 13 appearances with one start in 2021
- Struck out eight batters in 16.2 innings
- 2020 Perfect Game Preseason All-Northern Region honoree

CAREER HIGHS

IP	Hits	ER	Walks	SO	BF	PC
3.0	4, 3x	3	3	3	15	50

38



Emmett Bice


Jr. • RHP • 6-6 • West Chester, Pa.

	ERA	APP/GS	W-L	SV	IP	H	R	ER	BB	SO
SEA	1.85	9/2	3-0	0	24.1	20	10	5	12	24
CAR	2.93	12/2	3-0	0	27.2	25	14	9	13	27

- **Last time out:** 5.0 innings, one run, four K's at UNCW (May 8)
- CAA Co-Pitcher of the Week (May 2)
- Tossed one and one-third scoreless frames against Alabama (3.7.21)
- 2018 All-Conference selection at Archmere Academy

CAREER HIGHS

IP	Hits	ER	Walks	SO	BF	PC
7.1	4	4	3	5, 2x	28	93

40  **Reed Parris**
Gr. • RHP • 6-3 • Kinston, N.C.

	ERA	APP/GS	W-L	SV	IP	H	R	ER	BB	SO
SEA	2.58	22/1	5-0	0	38.1	31	14	11	9	37
CAR	2.58	22/1	5-0	0	38.1	31	14	11	9	37

- **Last time out:** 2.1 innings, two runs, three K's vs. Clemson (May 10)
- Two-time All-Region selection at Mount Olive
- Compiled an 8-3 record with a 2.74 ERA and 77 K's in 72 innings in 2021
- Went to two NCAA II Southeast Regionals


CAREER HIGHS						
IP	Hits	ER	Walks	SO	BF	PC
5.2	4	2, 2x	2, 2x	7	22	70

43  **Will Baumhofer**
Jr. • INF • 5-10 • Greenville, S.C.

	AVG	R	H	2B	3B	HR	RBI	SLG	OBP	SB	FLD%
SEA	.250	3	1	0	0	1	1	1.000	.571	0	.000
CAR	.250	3	1	0	0	1	1	1.000	.571	0	.000

- **Last time out:** Pinch hit, walk, run at UNCW (May 6)
- Member of three straight regional championship teams at Greenville HS
- Named to the 2019 WWBA World Championship All-Tournament Team


CAREER HIGHS								
Hits	Runs	2B	3B	HR	RBI	TB	Walks	SB
1	2	N/A	N/A	1	1	4	1	N/A

44  **Ben Wetenhall**
Sr. • INF • 6-0 • Simpsonville, S.C.

	AVG	R	H	2B	3B	HR	RBI	SLG	OBP	SB	FLD%
SEA	.000	1	0	0	0	0	0	.000	.333	0	1.000
CAR	.100	4	1	0	0	0	0	.100	.250	0	1.000

- **Last time out:** 0-2 vs. Coastal Carolina (Apr. 26)
- Has appeared in 11 games with one start at CofC
- Has not made an error in college
- Pinch-ran and scored in CofC's comeback win against Evansville (3.6.20)


CAREER HIGHS								
Hits	Runs	2B	3B	HR	RBI	TB	Walks	SB
1	2	N/A	N/A	N/A	N/A	1	1, 2x	N/A

45  **Tyler Overholt**
Fr. • LHP • 6-3 • Abbeville, S.C.

	ERA	APP/GS	W-L	SV	IP	H	R	ER	BB	SO
SEA	0.00	0/0	0-0	0	0.0	0	0	0	0	0
CAR	0.00	0/0	0-0	0	0.0	0	0	0	0	0

- **Last time out:** N/A
- Two-time All-State and All-Region selection at Abbeville HS
- Two-time Player of the Year
- Ranked as No. 5 left-handed pitcher in South Carolina by Perfect Game

CAREER HIGHS						
IP	Hits	ER	Walks	SO	BF	PC
N/A	N/A	N/A	N/A	N/A	N/A	N/A

46  **Patrick Sanchez**
Fr. • INF • 6-0 • Merrick, N.Y.

	AVG	R	H	2B	3B	HR	RBI	SLG	OBP	SB	FLD%
SEA	.250	6	8	2	0	1	4	.406	.385	1	1.000
CAR	.250	6	8	2	0	1	4	.406	.385	1	1.000

- **Last time out:** Defensive replacement vs. Clemson (May 10)
- Two-time conference champion at Sanford H. Calhoun High School
- Batted .600 as a senior
- 2021 Conference Player of the Year

CAREER HIGHS								
Hits	Runs	2B	3B	HR	RBI	TB	Walks	SB
2	1, 6x	1, 2x	N/A	1	2	4	1, 6x	1

HC  **Chad Holbrook**
Fifth season at CofC • **Career Record:** 343-188 • UNC, 1994

- Record of 143-82 in five seasons at CofC
- Mentored more than 100 players selected in MLB Draft
- 2011 Baseball America/ABCA National Assistant Coach of the Year

ASSISTANT COACHES

 Kevin Nichols 5th Season Alabama, '96 Duties: Hitting, Recruiting, 3B Coach	 Will Dorton 5th Season CofC, '15 Duties: Pitching Coach	 Dan Wondrack 2nd Season CofC, '19 Duties: Catchers, 1B Coach
---	---	--